

Price indices of sold production of industry in July 2022

19.08.2022


24.9%

the growth of producer prices in industry compared to July 2021

According to preliminary data, the prices of sold production of industry in July 2022 increased compared to June 2022 by 0.9% and compared to that recorded in the corresponding month of the previous year - by 24.9%.

Table 1. Price indices of sold production of industry in June and July 2022

SPECIFICATION	06 2022		07 2022		01-07 2022	
	05 2022=100	corresponding period 2021=100	06 2022=100	12 2021=100	01-07 2021=100	
TOTAL	101.6	125.6	124.9	100.9	117.5	122.0
Mining and quarrying	99.3*	126.6*	122.5	98.2	113.2	124.9
Manufacturing	101.3*	122.9*	121.3	100.3	115.1	119.4
Electricity, gas, steam and air conditioning supply	106.2*	148.6*	160.1	108.3	141.1	141.9
Water supply; sewerage, waste management and remediation activities	99.7*	106.1*	105.8	100.1	104.3	106.1

* Data revised.

Prices changes of sold production of industry in July 2022 compared to June 2022

According to preliminary data, **the prices of sold production of industry** in July 2022 were higher by 0.9% compared to June 2022. The highest prices growth was recorded in the section **electricity, gas, steam and air conditioning supply** - by 8.3%. The prices in the section **manufacturing** rose by 0.3%, with multidirectional prices changes in separate divisions of this section. The prices the most increased in manufacture of chemicals and chemical products (by 2.6%). The prices were also higher than in the month before, among other things, in manufacture: of computer, electronic and optical products (by 1.4%), of pharmaceutical products and of other non-metallic mineral products (by 1.3% each), of products of wood, cork, straw and wicker as well as of other transport equipment (by 1.2% each), of paper and paper products (by 1.1%), of tobacco products and of electrical equipment as well as of motor vehicles, trailers and semi-trailers (by 1.0% each), of food products as well as of rubber and plastic products (by 0.9% each), of metal products as well as of machinery and equipment (by 0.8% each), of printing and reproduction of recorded media (by 0.7%), of beverages and of wearing apparel (by 0.6% each), of furniture (by 0.5%), of leather and related products (by 0.3%). However, the prices decreased in manufacture of textiles (by 0.7%), of basic metals (by 1.4%) as well as of coke and refined petroleum products (by 4.2%). The prices in the section **water supply; sewerage, waste management and remediation activities** rose by 0.1%. The drop of prices was also recorded in the section **mining and quarrying** - by 1.8%, of which in mining of metal ores - by 7.5%, with the growth of prices in mining of coal and lignite - by 0.6%.

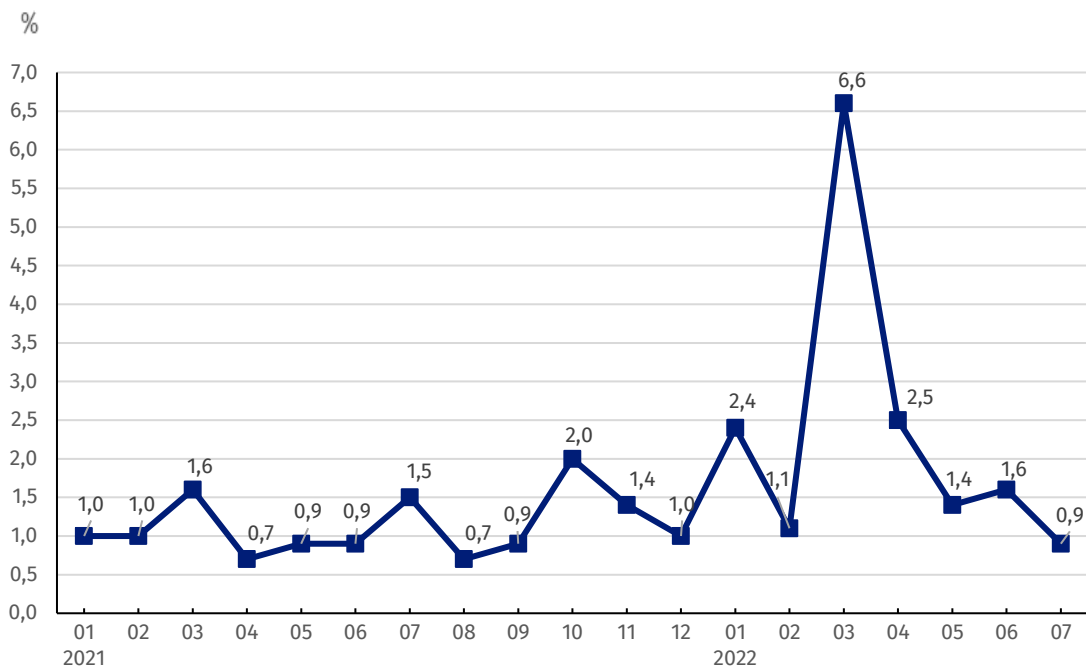
Among divisions of manufacturing in July 2022 in comparison with June this year the most increased the prices in manufacture of chemicals and chemical products

Prices changes of sold production of industry in July 2022 compared to July 2021

In July 2022 **the prices of sold production of industry** compared to July 2021 increased by 24.9%. The prices were higher than in the previous year in all sections of the industry. The prices the most increased in the section **electricity, gas, steam and air conditioning supply** - by 60.1%. The prices in the section **mining and quarrying** rose by 22.5%, of which in mining of coal and lignite - by 46.0% with the prices drop in mining of metal ores - by 2.3%. The prices in **manufacturing** increased by 21.3%, of which the most in manufacture of coke and refined petroleum products (by 84.3%). The prices were also higher than in the year before, among other things, in manufacture: of chemicals and chemical products (by 34.5%), of basic metals (by 28.7%), of food products (by 26.7%), of paper and paper products (by 24.0%), of products of wood, cork, straw and wicker (by 21.2%), of other non-metallic mineral products (by 20.1%), of metal products (by 13.2%), of rubber and plastic products (by 12.6%), of furniture (by 11.9%), of electrical equipment (by 11.4%), of beverages (by 10.2%), of leather and related products (by 9.0%), of printing and reproduction of recorded media (by 7.7%), of other transport equipment (by 7.6%), of tobacco products (by 7.4%), of motor vehicles, trailers and semi-trailers (by 6.6%), of machinery and equipment (by 5.9%), of textiles (by 3.7%), of pharmaceutical products (by 3.1%), of computer, electronic and optical products (by 2.9%) as well as of wearing apparel (by 1.2%). The prices in the section **water supply; sewerage, waste management and remediation activities** increased in annual terms by 5.8%.

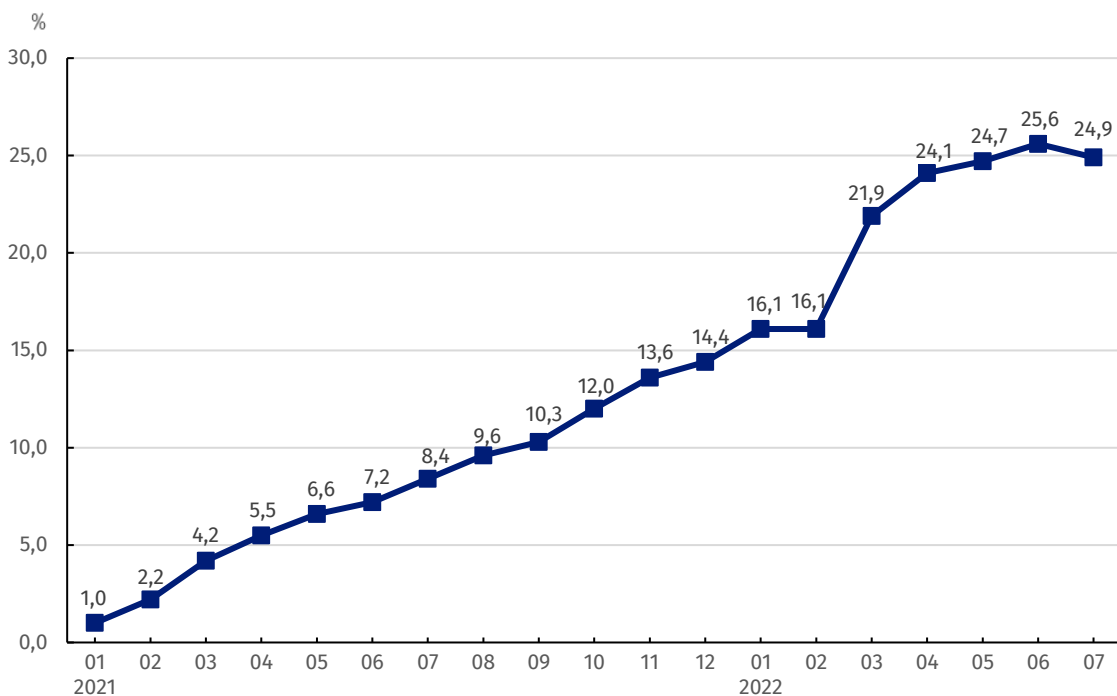
Among divisions of manufacturing in July 2022 in comparison with the corresponding period of the previous year the most increased the prices in manufacture of coke and refined petroleum products

Chart 1. Prices changes of sold production of industry in 2021-2022 in relation to the previous period



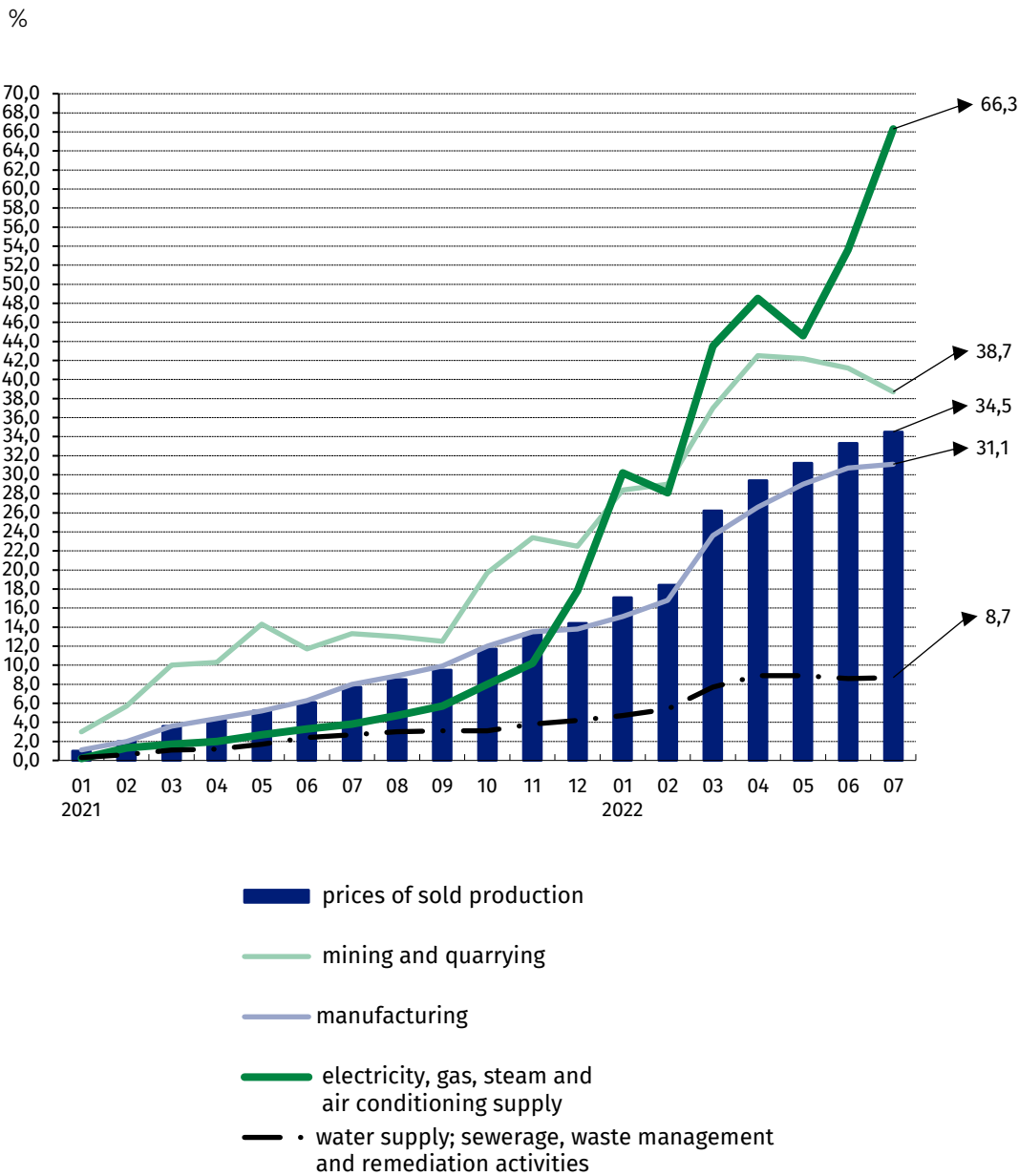
In July 2022, the prices growth of sold production of industry was significantly lower than in the previous month

Chart 2. Prices changes of sold production of industry in 2021-2022 in relation to the same period of the previous year



In July this year slightly lower dynamics of the prices growth of sold production of industry in annual terms was recorded

Chart 3. Prices changes of sold production of industry by sections NACE in 2021-2022 in relation to December 2020



In case of quoting Statistics Poland data, please provide information: "Source of data: Statistics Poland", and in case of publishing calculations made on data published by Statistics Poland, please include the following disclaimer: "Own study based on figures from Statistics Poland".

Prepared by:
The Trade and Services Department
Director Ewa Adach-Stankiewicz
Phone: (+48 22) 608 31 24

Issued by:
**The Spokesperson for the President
of Statistics Poland**
Karolina Banaszek
Phone: (+48) 695 255 011

Press Office

Phone: (+48 22) 608 38 04

e-mail: obslugaprasowa@stat.gov.pl

-  www.stat.gov.pl/en/
-  [@StatPoland](https://twitter.com/StatPoland)
-  [@GlownyUrzadStatystyczny](https://www.facebook.com/GlownyUrzadStatystyczny)
-  [gus_stat](https://www.instagram.com/gus_stat)
-  [glownyurządstatystycznygus](https://www.youtube.com/glownyurządstatystycznygus)
-  [glownyurządstatystyczny](https://www.linkedin.com/company/glownyurządstatystyczny)

Related information

[Statistical Bulletin](#)

[News Releases](#)

Data available in databases

[Analytical Platform - Knowledge Databases](#)

[Macroeconomic Data Bank](#)

[Prices indices \(Topics: Prices, Trade\)](#)

Terms used in official statistics

[Price index of sold production of industry](#)