

# Price indices of sold production of industry in April 2022

20.05.2022


**23.3%**

the growth of producer prices in industry compared to April 2021

According to preliminary data, the prices of sold production of industry in April 2022 increased compared to March 2022 by 1.9% and compared to that recorded in the corresponding month of the previous year - by 23.3%.

**Table 1. Price indices of sold production of industry in March and April 2022**

SPECIFICATION	03 2022		04 2022		01-04 2022	
	02 2022=100	corresponding period 2021=100	03 2022=100	12 2021=100	01-04 2021=100	
<b>TOTAL</b>	<b>106.6*</b>	<b>121.9*</b>	<b>123.3</b>	<b>101.9</b>	<b>112.4</b>	<b>119.4</b>
Mining and quarrying	106.2*	124.6*	129.3	104.1	116.4	125.2
Manufacturing	105.8*	119.3*	120.4	101.8	110.6	117.0
Electricity, gas, steam and air conditioning supply	112.0*	141.0*	144.0	102.5	124.7	135.4
Water supply; sewerage, waste management and remediation activities	102.2*	106.6*	107.7	101.2	104.6	105.9

\* Data revised.

## Prices changes of sold production of industry in April 2022 compared to March 2022

According to preliminary data, **the prices of sold production of industry** in April 2022 were higher by 1.9% compared to March 2022. The prices increased in all sections of the industry. The highest prices growth was recorded in the section **mining and quarrying** - by 4.1%, of which in mining of coal and lignite - by 9.2%, with the drop in mining of metal ores - by 0.8%. The prices in the section **electricity, gas, steam and air conditioning supply** rose by 2.5%. The prices in the section **manufacturing** increased by 1.8%, with multidirectional prices changes in separate divisions of this section. The prices the most increased in manufacture of basic metals (by 5.1%). The prices were also higher than in the month before, among other things, in manufacture: of chemicals and chemical products (by 4.5%), of food products (by 4.0%), of products of wood, cork, straw and wicker as well as of other non-metallic mineral products (by 2.1% each), of rubber and plastic products (by 1.7%), of wearing apparel and of metal products (by 1.5% each), of paper and paper products (by 1.4%), of textiles (by 1.3%), of electrical equipment (by 1.2%), of beverages (by 1.1%), of tobacco products (by 1.0%), of computer, electronic and optical products (by 0.8%), of machinery and equipment (by 0.6%), of pharmaceutical products and of furniture (by 0.4% each), of leather and related products (by 0.3%) as well as of other transport equipment (by 0.2%). However, the prices decreased, among other things in manufacture: of motor vehicles, trailers and semi-trailers (by 0.3%), of printing and reproduction of recorded media (by 0.5%) as well as of coke and refined petroleum products (by 0.6%). The prices rose in the section **water supply; sewerage, waste management and remediation activities** - by 1.2%.

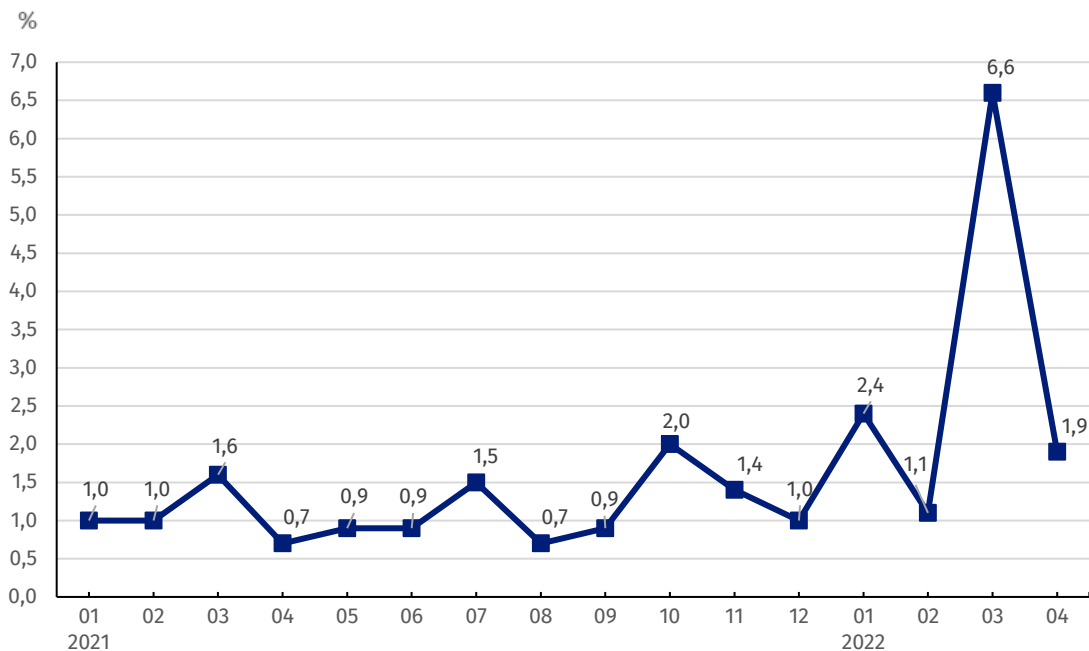
Among divisions of manufacturing in April 2022 in comparison with the previous month the most increased the prices in manufacture of basic metals

## Prices changes of sold production of industry in April 2022 compared to April 2021

In April 2022 **the prices of sold production of industry** compared to April 2021 increased by 23.3%. The prices were higher than in the previous year in all sections of the industry. The prices the most increased in the section **electricity, gas, steam and air conditioning supply** - by 44.0%. The prices in the section **mining and quarrying** rose - by 29.3%, of which in mining of coal and lignite - by 44.4% and in mining of metal ores - by 19.4%. The prices in **manufacturing** increased by 20.4%, of which the most in manufacture of coke and refined petroleum products (by 90.3%). The prices were also higher than in the year before, among other things, in manufacture: of basic metals (by 37.9%), of chemicals and chemical products (by 33.3%), of products of wood, cork, straw and wicker (by 25.2%), of food products (by 23.9%), of paper and paper products (by 21.1%), of other non-metallic mineral products (by 15.7%), of metal products (by 14.8%), of rubber and plastic products (by 14.1%), of furniture (by 9.9%), of electrical equipment (by 9.6%), of beverages (by 7.7%), of leather and related products (by 6.7%), of tobacco products (by 6.5%), of textiles (by 5.1%), of motor vehicles, trailers and semi-trailers (by 4.9%), of other transport equipment (by 4.8%), of machinery and equipment (by 4.5%), of printing and reproduction of recorded media (by 2.7%), of computer, electronic and optical products (by 1.5%), of pharmaceutical products (by 1.1%) as well as of wearing apparel (by 1.0%). The prices in the section **water supply; sewerage, waste management and remediation activities** increased in annual terms - by 7.7%.

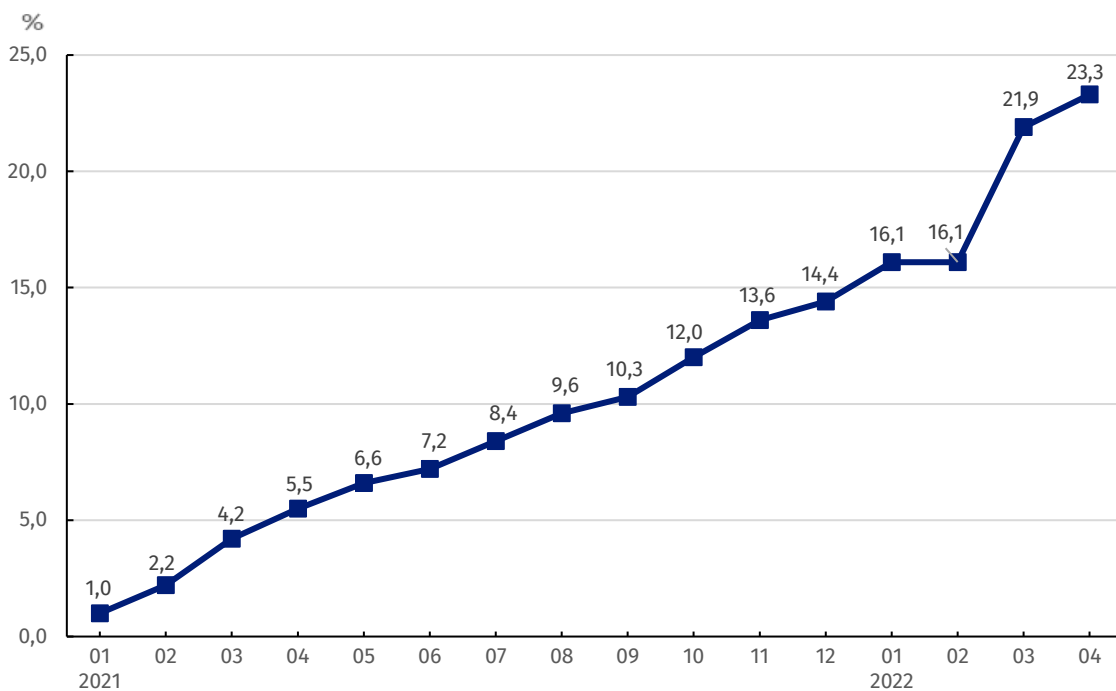
Among divisions of manufacturing in April 2022 in comparison with the corresponding month of the previous year, the most increased the prices in manufacture of coke and refined petroleum products

**Chart 1. Prices changes of sold production of industry in 2021-2022 in relation to the previous period**



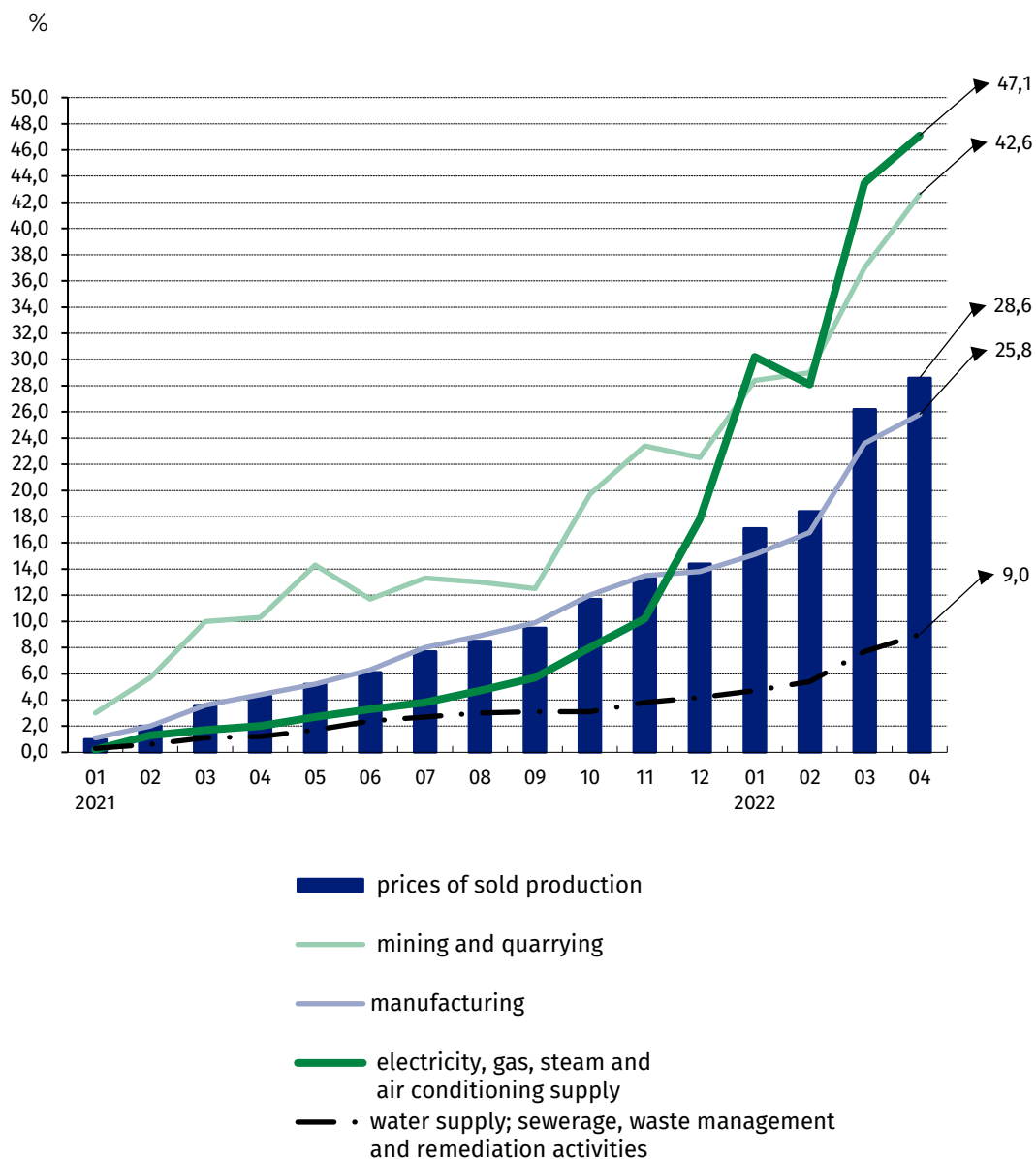
In April 2022, the prices growth of sold production of industry was significantly slower than in the previous month

**Chart 2. Prices changes of sold production of industry in 2021-2022 in relation to the same period of the previous year**



In April 2022, the prices growth of sold production of industry in annual terms was higher than in March 2022

**Chart 3. Prices changes of sold production of industry by sections NACE in 2021-2022 in relation to December 2020**



In case of quoting Statistics Poland data, please provide information: “Source of data: Statistics Poland”, and in case of publishing calculations made on data published by Statistics Poland, please include the following disclaimer: “Own study based on figures from Statistics Poland”.


Prepared by:  
**The Trade and Services Department**  
**Director Ewa Adach-Stankiewicz**  
Phone: (+48 22) 608 31 24

Issued by:  
**The Spokesperson for the President  
of Statistics Poland**  
**Karolina Banaszek**  
Phone: (+48) 695 255 011

**Press Office**

Phone: (+48 22) 608 38 04

**e-mail: [obslugaprasowa@stat.gov.pl](mailto:obslugaprasowa@stat.gov.pl)**

-  [www.stat.gov.pl/en/](http://www.stat.gov.pl/en/)
-  [@StatPoland](https://twitter.com/StatPoland)
-  [@GlownyUrzadStatystyczny](https://www.facebook.com/GlownyUrzadStatystyczny)
-  [gus\\_stat](https://www.instagram.com/gus_stat)
-  [glownyurządstatystycznygus](https://www.youtube.com/glownyurządstatystycznygus)
-  [glownyurządstatystyczny](https://www.linkedin.com/company/glownyurządstatystyczny)

**Related information**

[Statistical Bulletin](#)

[News Releases](#)

**Data available in databases**

[Analytical Platform - Knowledge Databases](#)

[Macroeconomic Data Bank](#)

[Prices indices \(Topics: Prices, Trade\)](#)

**Terms used in official statistics**

[Price index of sold production of industry](#)