

Price indices of sold production of industry in November 2021

20.12.2021


13.2%

producer prices in industry
increased compared to
November 2020

According to preliminary data, the prices of sold production of industry in November 2021 increased compared to October 2021 by 1.0% and compared to that recorded in the corresponding month of the previous year - by 13.2%.

Table 1. Price indices of sold production of industry in November 2021

SPECIFICATION	10 2021		11 2021		01-11 2021	
	09 2021=100	corresponding period 2020=100	10 2021=100	12 2020=100	01-11 2020=100	
TOTAL	102.0*	112.0*	113.2	101.0	112.8	107.3
Mining and quarrying	106.4*	123.1*	125.7	102.8	123.1	119.6
Manufacturing	101.9*	112.2*	113.4	101.1	113.2	107.2
Electricity, gas, steam and air conditioningsupply	102.2*	108.3*	108.4	100.1	108.1	104.4
Water supply; sewerage, waste management and remediation activities	100.0*	103.8	104.0	100.4	103.5	103.7

* Data revised.

According to preliminary data, **the prices of sold production of industry** in November 2021 were higher by 1.0% compared to October 2021. The prices were higher in all sections of the industry. The prices the most increased in the section **mining and quarrying** - by 2.8%, of which in mining of coal and lignite - by 4.8% and in mining of metal ores - by 1.8%. The prices in the section **manufacturing** rose by 1.1%. The prices the most increased in manufacture of chemicals and chemical products (by 2.7%). The prices growth was recorded also, among others, in manufacture: of coke and refined petroleum products (by 2.4%), of food products (by 1.8%), of rubber and plastic products (by 1.1%), of other non-metallic mineral products and of basic metals (by 1.0% each), of tobacco products as well as of products of wood, cork, straw and wicker (by 0.9% each), of paper and paper products (by 0.8%), of motor vehicles, trailers and semi-trailers (by 0.7%), of beverages and of electrical equipment as well as other transport equipment (by 0.6% each), of textiles as well as of pharmaceutical products (by 0.5% each), of machinery and equipment as well as of furniture (by 0.4% each), of metal products (by 0.3%), of printing and reproduction of recorded media (by 0.2%), of wearing apparel as well as of computer, electronic and optical products (by 0.1% each). However, the prices decreased in manufacture of leather and related products (by 0.6%). The prices in the section **water supply; sewerage, waste management and remediation activities** increased by 0.4%. The prices in the section **electricity, gas, steam and air conditioning supply** also increased - by 0.1%.

Among divisions of manufacturing in November 2021 in comparison with the previous month the most increased the prices in manufacture of chemicals and chemical products

In November 2021 **the prices of sold production of industry** compared to November 2020 increased by 13.2%. The prices were higher than in the previous year in all sections of the industry. The prices the most increased in the section **mining and quarrying** - by 25.7%, of which in mining of metal ores - by 36.5%, and in mining of coal and lignite - by 21.1%. The prices in **manufacturing** increased by 13.4%, with multidirectional prices movements in individual divisions. The prices the most increased in manufacture of coke and refined petroleum products (by 88.6%). The prices were also higher than in the year before, among other things, in manufacture: of basic metals (by 41.3%), of chemicals and chemical products (by 22.4%), of products of wood, cork, straw and wicker (by 19.9%), of paper and paper products (by 13.5%), of metal products (by 10.7%), of food products (by 10.4%), of rubber and plastic products (by 10.1%), of furniture (by 6.7%), of other non-metallic mineral products (by 6.5%), of electrical equipment (by 5.2%), of computer, electronic and optical products (by 4.7%), of beverages (by 3.9%), of other transport equipment (by 3.4%), of textiles (by 2.3%), of leather and related products (by 2.2%), of motor vehicles, trailers and semi-trailers (by 1.9%), of machinery and equipment (by 1.6%), of tobacco products (by 0.7%) and of pharmaceutical products (by 0.6%). However, the prices decreased, among other things, in manufacture: of printing and reproduction of recorded media (by 1.4%) as well as of wearing apparel (by 2.1%). The prices in the section **electricity, gas, steam and air conditioning supply** increased in annual term by 8.4% and in the section **water supply; sewerage, waste management and remediation activities** - by 4.0%.

Among divisions of manufacturing in November 2021 in comparison with the corresponding period of the previous year the most increased the prices in manufacture of coke and refined petroleum products

Chart 1. Prices changes of sold production of industry in 2020-2021 in relation to the previous period

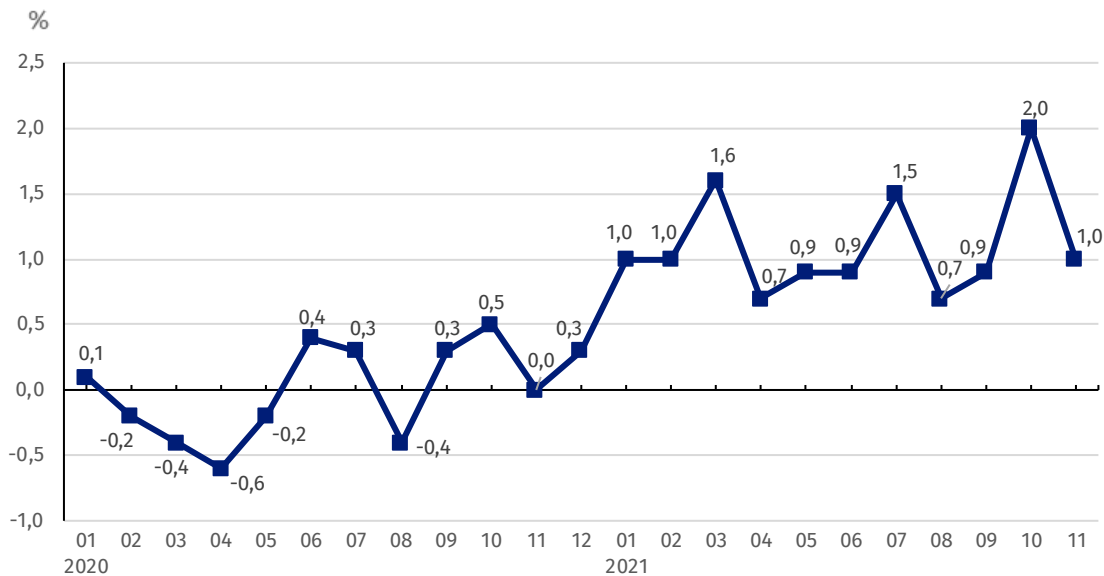
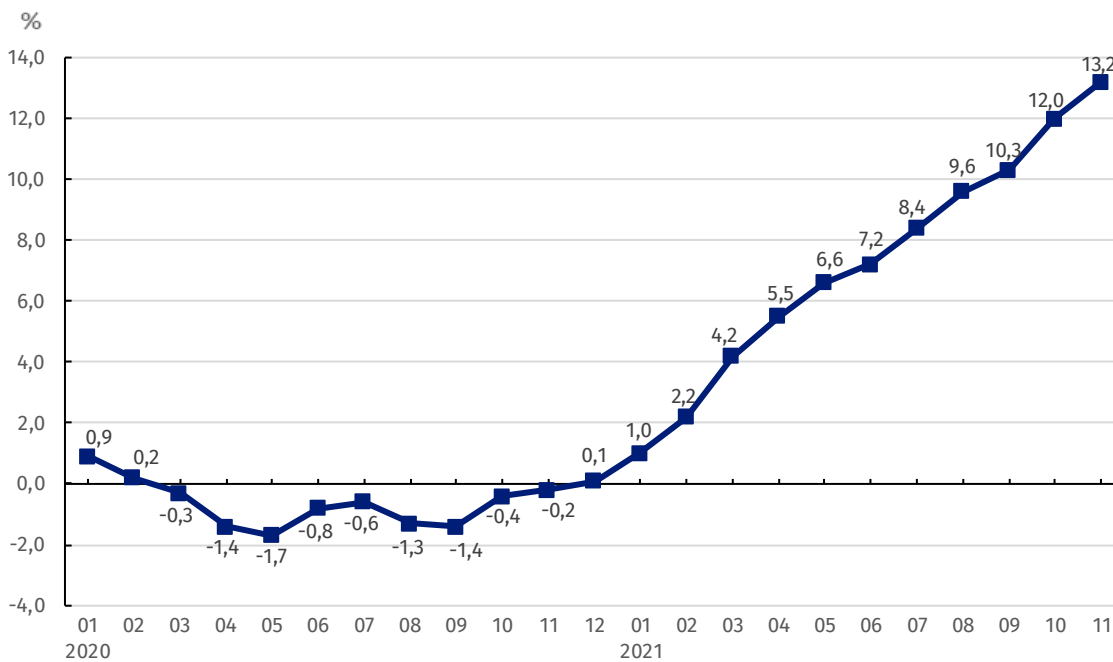
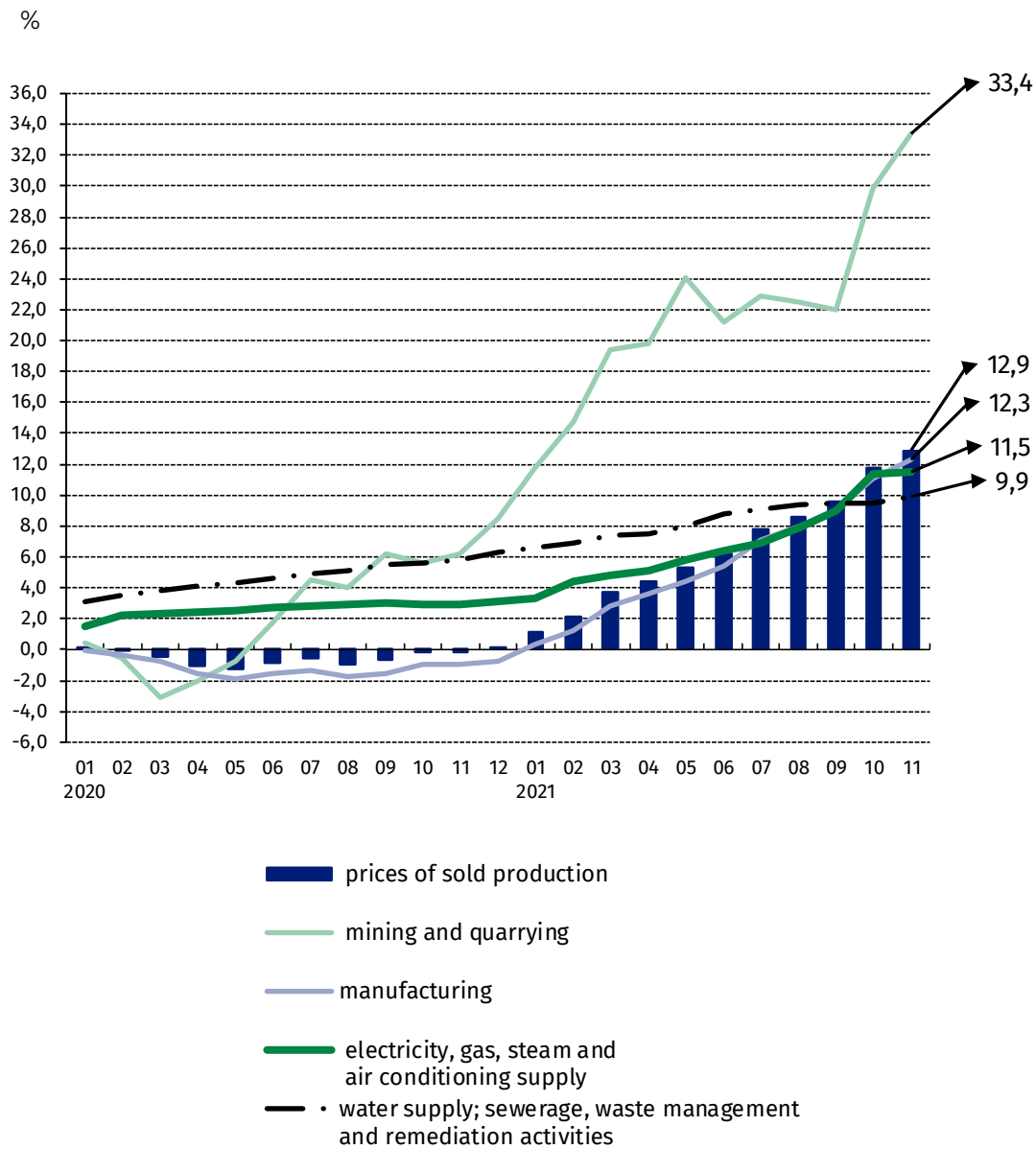


Chart 2. Prices changes of sold production of industry in 2020-2021 in relation to the same period of the previous year



Starting from December 2020 the growing trend in prices dynamics of sold production of industry is observed in annual terms

Chart 3. Prices changes of sold production of industry by sections NACE in 2020-2021 in relation to December 2019



In case of quoting Statistics Poland data, please provide information: "Source of data: Statistics Poland", and in case of publishing calculations made on data published by Statistics Poland, please include the following disclaimer: "Own study based on figures from Statistics Poland".

Prepared by:
The Trade and Services Department
Director Ewa Adach-Stankiewicz
Office: tel. (+48 22) 608 31 24

Issued by:
The Spokesperson for the President
of Statistics Poland
Karolina Banaszek
Mobile: (+48) 695 255 011

Press Office

Office: tel. (+48 22) 608 34 91, 608 38 04

e-mail: obslugaprasowa@stat.gov.pl



www.stat.gov.pl/en/



[@StatPoland](https://twitter.com/StatPoland)



[@GlownyUrzadStatystyczny](https://www.facebook.com/GlownyUrzadStatystyczny)

Related information

[Statistical Bulletin](#)

[News Releases](#)

Data available in databases

[Analytical Platform - Knowledge Databases](#)

[Macroeconomic Data Bank](#)

[Prices indices \(Topics: Prices, Trade\)](#)

Terms used in official statistics

[Price index of sold production of industry](#)