

Price indices of sold production of industry in June 2021

20.07.2021



producer prices in industry increased compared to June 2020

According to preliminary data, the prices of sold production of industry in June 2021 increased compared to May 2021 by 0.7 % and compared to that recorded in the corresponding month of the previous year - by 7.0%.

Table 1. Price indices of sold production of industry in June 2021

SPECIFICATION	05 2021		06 2021		01-06 2021	
	04 2021=100	corresponding period 2020=100	05 2021=100	12 2020=100	01-06 2020=100	
TOTAL	100.9*	106.6*	107.0	100.7	105.9	104.4
Mining and quarrying	103.6*	125.1*	119.3	97.8	111.8	119.4
Manufacturing	100.8*	106.4*	106.9	100.8	106.1	104.0
Electricity, gas, steam and air conditioning supply	100.7*	103.3*	103.5	100.4	103.1	102.7
Water supply; sewerage, waste management and remediation activities	100.5*	103.6	103.8	100.5	102.2	103.5

* Data revised.

According to preliminary data, **the prices of sold production of industry** in June 2021 were higher by 0.7% compared to May 2021. Prices growth was recorded in in the section **manufacturing** by 0.8%. The prices in sections **water supply; sewerage, waste management and remediation activities** as well as **electricity, gas, steam and air conditioning supply** increased respectively by 0.5% and by 0.4%. Multidirectional price changes were recorded in individual divisions of manufacturing. The prices the most increased in manufacture of coke and refined petroleum products (by 3.9%). The prices growth was recorded also, among others, in manufacture: of basic metals (by 2.5%), of products of wood, cork, straw and wicker (by 1.6%), of paper and paper products (by 1.2%), of metal products (by 0.9%), of food products, of beverages as well as of computer, electronic and optical products (by 0.7% each), of wearing apparel (by 0.5%), of other non-metallic mineral products and of electrical equipment (by 0.4% each), of chemicals and chemical products as well as of rubber and plastic products (by 0.3% each), of textiles (by 0.2%), of tobacco products as well as of motor vehicles, trailers and semi-trailers (by 0.1% each). The prices in manufacture of machinery and equipment remained at a level similar to that recorded in the previous month. However, the prices decreased, among other things, in manufacture: of leather and related products, of printing and reproduction of recorded media as well as and of furniture (by 0.1% each), of other transport equipment (by 0.2%) and of pharmaceutical products (by 0.4%). The drop of prices was recorded also in the section **mining and quarrying** - by 2.2%, of which in mining of metal ores - by 5.1%, with the prices growth in mining of coal and lignite - by 0.7%.

Among divisions of manufacturing in June 2021 the prices the most increased in manufacture of coke and refined petroleum products both in comparison with the previous month as well as in annual term.

In June 2021 **the prices of sold production of industry** compared to June 2020 increased by 7.0%. The prices were higher than in the previous year in all sections of the industry. The prices the most increased in the section **mining and quarrying** - by 19.3%, of which in mining of metal ores - by 47.6%, and in mining of coal and lignite - by 0.5%. The prices in **manufacturing** increased by 6.9%, with multidirectional prices movements in individual divisions. The prices the most increased in manufacture of coke and refined petroleum products (by 53.0%). The prices were also higher than in the year before, among other things, in manufacture: of basic metals (by 25.3%), of chemicals and chemical products (by 11.8%), of products of wood, cork, straw and wicker (by 9.1%), of rubber and plastic products (by 5.6%), of metal products (by 5.3%), of paper and paper products (by 5.2%), of food products (by 4.6%), of computer, electronic and optical products (by 3.2%), of other non-metallic mineral products (by 2.3%), of furniture (by 1.9%), of beverages as well as of motor vehicles, trailers and semi-trailers (by 1.8% each), of other transport equipment (by 1.5%), of electrical equipment (by 1.4%), of leather and related products (by 0.8%), of pharmaceutical products (by 0.7%), of textiles (by 0.6%). However, the prices decreased, among other things, in manufacture: of machinery and equipment (by 0.6%), of printing and reproduction of recorded media (by 1.1%), of tobacco products (by 1.9%). The deepest drop of prices compared to June 2020 was recorded in manufacture of wearing apparel (by 2.5%). The prices in the section **water supply; sewerage, waste management and remediation activities** increased in annual term by 3.8% and in the section **electricity, gas, steam and air conditioning supply** - by 3.5%.

Chart 1. Prices changes of sold production of industry in 2020-2021 in relation to the previous period (in %)

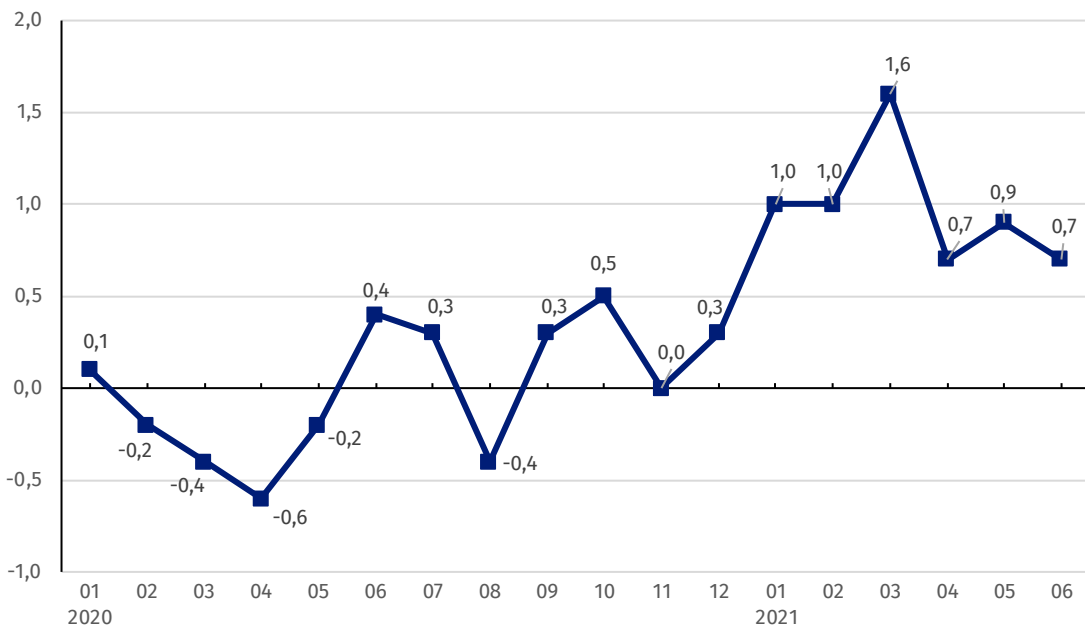
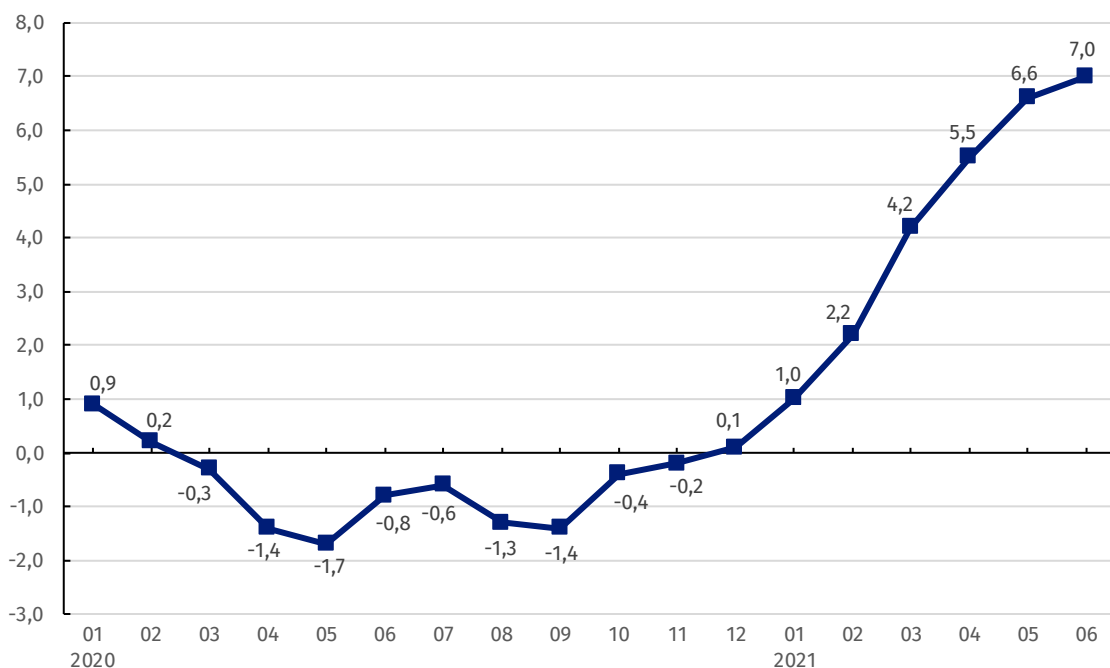
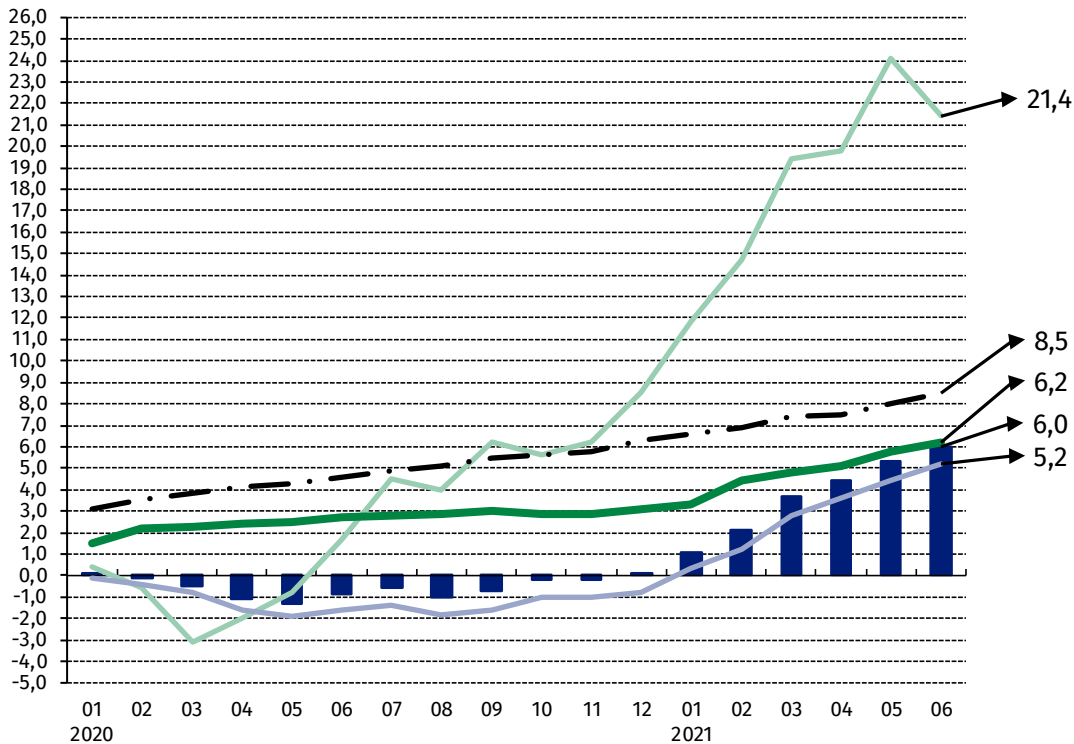


Chart 2. Prices changes of sold production of industry in 2020-2021 in relation to the same period of the previous year (in %)



The prices growth of sold production of industry in annual term recorded in June 2021 has been the highest since January 2012.

Chart 3. Prices changes of sold production of industry by sections NACE in 2020-2021 in relation to December 2019 (in %)



- prices of sold production
- mining and quarrying
- manufacturing
- electricity, gas, steam and air conditioning supply
- water supply; sewerage, waste management and remediation activities

In case of quoting Statistics Poland data, please provide information: "Source of data: Statistics Poland", and in case of publishing calculations made on data published by Statistics Poland, please include the following disclaimer: "Own study based on figures from Statistics Poland".

Prepared by:

The Trade and Services Department

Director Ewa Adach-Stankiewicz

Office: tel. (+48 22) 608 31 24

Issued by:

**The Spokesperson for the President
of Statistics Poland**

Karolina Banaszek

Mobile: (+48) 695 255 011

Press Office

Office: tel. (+48 22) 608 34 91, 608 38 04

e-mail: obslugaprasowa@stat.gov.pl



www.stat.gov.pl/en/



[@StatPoland](https://twitter.com/StatPoland)



[@GlownyUrzadStatystyczny](https://www.facebook.com/GlownyUrzadStatystyczny)

Related information

[Statistical Bulletin](#)

[News Releases](#)

Data available in databases

[Analytical Platform - Knowledge Databases](#)

[Macroeconomic Data Bank](#)

[Prices indices \(Topics: Prices, Trade\)](#)

Terms used in official statistics

[Price index of sold production of industry](#)