

Consumer price indices in May 2021

15.06.2021


4.7%

 an increase compared with
the corresponding month
of the previous year

Consumer prices in May 2021, compared with the corresponding month of the previous year, increased by 4,7% (with an increase of prices of services by 6,8% and goods by 4,1%). As related to the previous month consumer prices increased by 0,3% (of which goods and services by 0,3% each).

Table 1. Consumer price indices in May 2021

SPECIFICATION	05 2021			01-05 2021	CONTRIBUTION OF CHANGES 04 2021= =100
	05 2020= =100	12 2020= =100	04 2021= =100	01-05 2020= =100	
TOTAL	104,7	103,9	100,3	103,5	x
Food and non-alcoholic beverages	101,7	104,9	100,6	101,0	0,16
Alcoholic beverages and tobacco	101,8	101,6	100,2	102,2	0,01
Clothing and footwear	100,8	102,1	100,2	98,5	0,01
Housing, water, electricity, gas and other fuels	106,0	104,3	100,3	106,3	0,07
Furnishings, household equipment and routine household maintenance	103,0	102,0	100,5	102,3	0,03
Health	102,6	101,3	100,6	103,7	0,03
Transport	119,5	109,9	99,6	106,6	-0,04
Communication	106,6	103,4	99,1	106,5	-0,05
Recreation and culture	105,7	102,8	100,4	104,7	0,02
Education	105,8	100,8	100,0	105,5	0,00
Restaurants and hotels	105,0	102,3	100,9	104,9	0,04
Miscellaneous goods and services	101,6	100,4	100,4	102,2	0,02

Contribution of price changes to the total consumer price index

In May of the current year, compared with the previous month, the highest contribution to the total consumer price index came from higher prices of Food (by 0,6%) and related to Dwelling (by 0,4%), which increased the index by 0,16 pp and 0,10 pp, respectively. Lower prices related to Communication (by 0,9%) and Transport (by 0,4%) decreased the index by 0,05 pp and 0,04 pp, respectively.

Compared with the corresponding month of the previous year, higher prices related to Transport (by 19,5%) and Dwelling (by 5,3%) increased the consumer price index by 1,62 pp and 1,32 pp, respectively.

Chart 1. Contribution of price changes of selected groups of consumer goods and services in May 2021 (change in pp compared with the previous period)

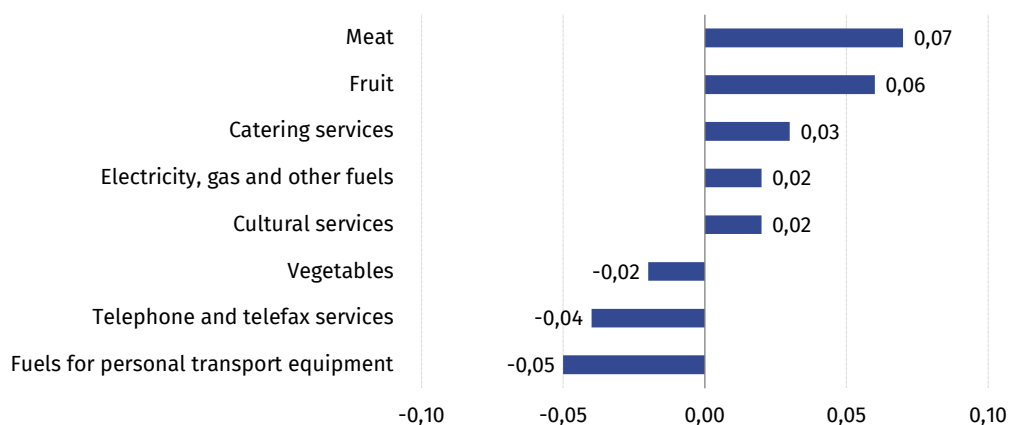


Chart 2. Weighting system used in the compilations of consumer price indices in 2021

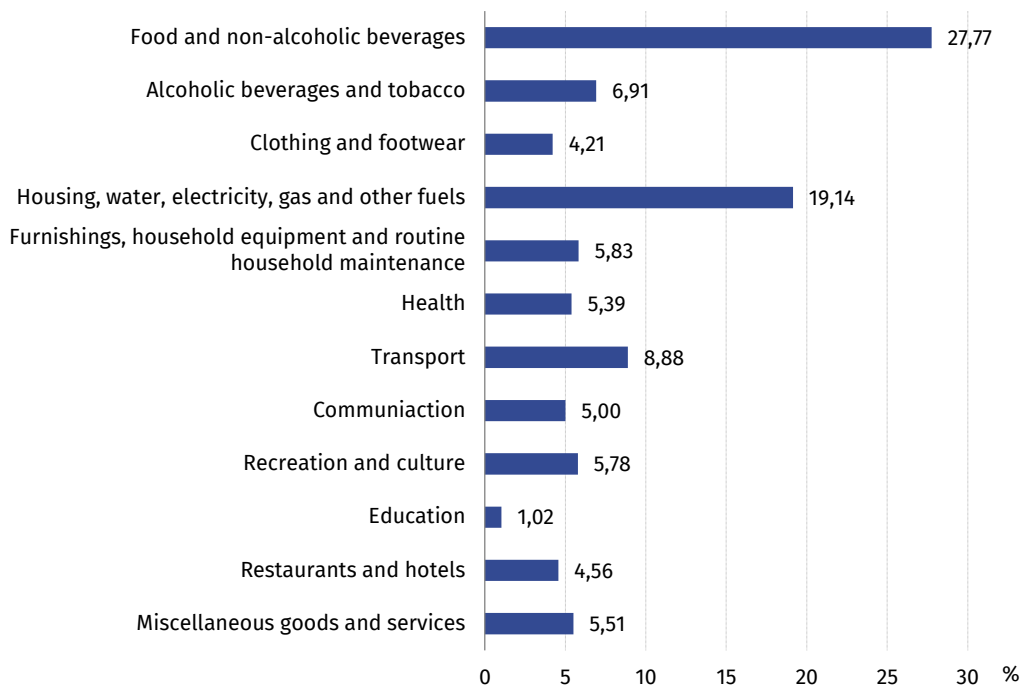


Chart 3. Changes in consumer prices as related to the previous period (in %)

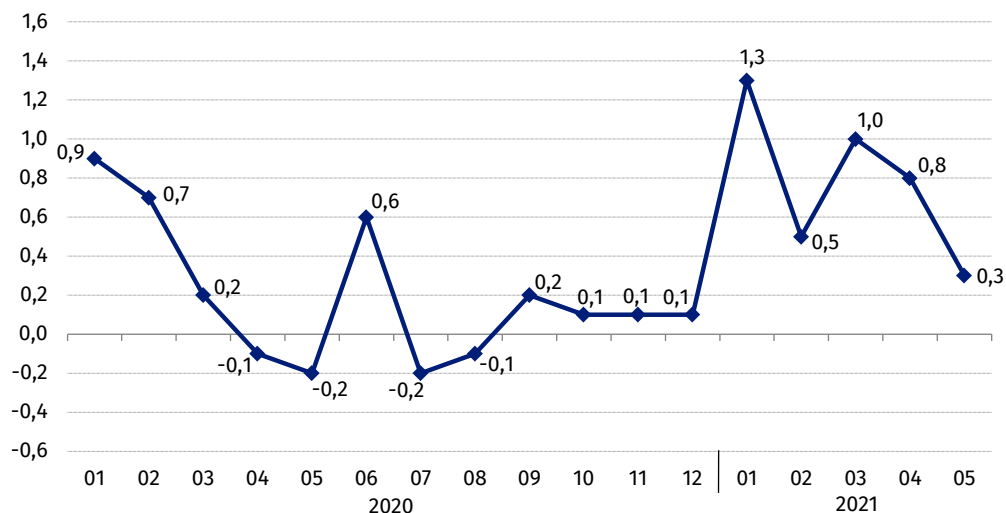
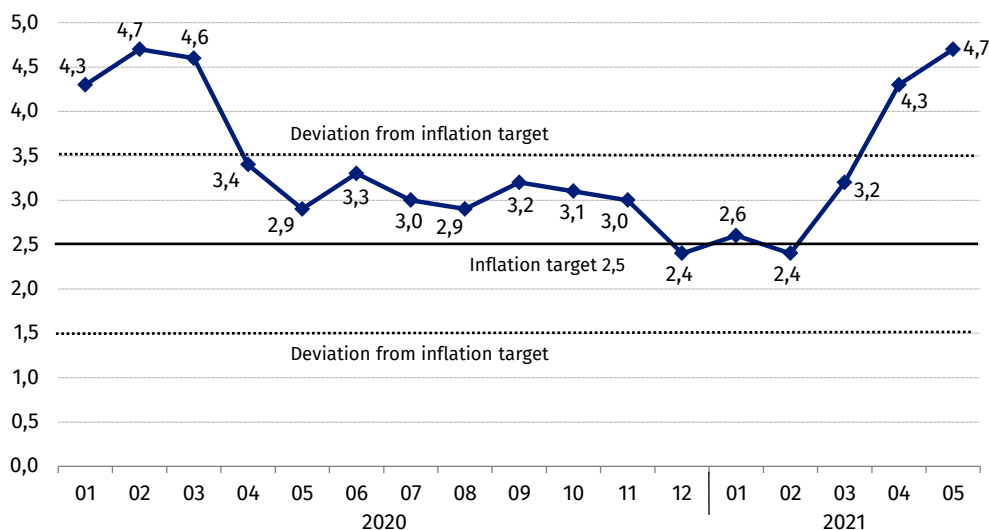


Chart 4. Changes in consumer prices as related to the corresponding period of the previous year (in %)



In May 2021 the consumer price index was above the upper band for deviations from inflation target determined by the Monetary Policy Council (2,5% +/- 1 pp)

Chart 5. Changes in prices according to consumer price index (CPI) and harmonised index of consumer prices (HICP) as related to the corresponding period of the previous year (in %)

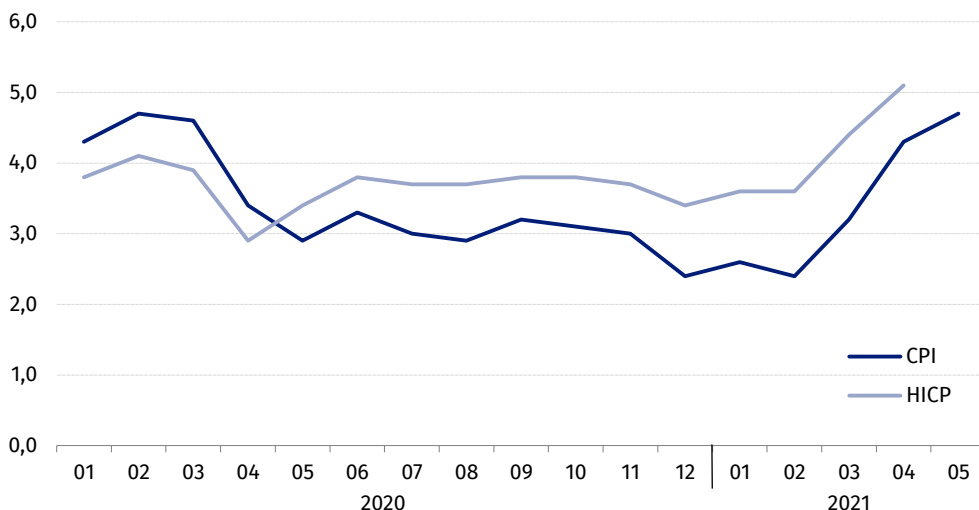


Table 2. Consumer price indices in May 2021

SPECIFICATION	05 2021			01-05 2021
	05 2020= =100	12 2020= =100	04 2021= =100	01-05 2020= =100
TOTAL	104,7	103,9	100,3	103,5
Goods	104,1	104,1	100,3	102,4
Services	106,8	103,4	100,3	107,1
FOOD, NON-ALCOHOLIC BEVERAGES, ALCOHOLIC BEVERAGES AND TOBACCO	101,7	104,2	100,5	101,2
FOOD AND NON-ALCOHOLIC BEVERAGES	101,7	104,9	100,6	101,0
Food	101,3	104,7	100,6	100,5
of which:				
Rice	102,4	100,7	99,9	106,1
Flour	102,6	102,2	99,1	104,2
Bread	105,7	104,3	100,5	105,9
Pasta products and couscous	102,7	102,2	101,1	101,7
Meat	101,8	105,4	101,1	98,5
of which:				
Beef	103,1	103,3	100,7	102,0
Veal	102,2	101,8	100,4	101,9
Pork	93,7	103,5	98,4	89,5
Poultry	118,5	125,2	106,2	103,6
Dried, salted or smoked meat	99,6	100,7	100,6	99,8
Fish and seafood	103,6	102,3	100,6	103,4
Milk, cheese and eggs	102,1	101,6	100,2	102,2
of which:				
Milk	101,8	100,8	99,6	103,3
Yoghurt, cream, milk-based desserts, milk- based beverages and other similar milk- based products	101,6	101,6	100,2	101,9
Cheese and curd	102,4	101,4	100,1	102,5
Eggs	102,6	103,4	101,4	100,9
Oils and fats	100,6	102,2	101,0	99,1
Vegetable fats	102,9	104,3	101,2	101,2
Animal fats	99,0	100,6	100,8	97,5
of which butter	99,0	100,6	100,8	97,3
Fruit	96,4	111,7	103,1	100,1
Vegetables	100,7	110,3	99,5	98,8
Sugar	99,9	102,2	100,7	101,6
Non-alcoholic beverages	105,9	106,5	100,1	105,6
of which:				
Coffee	99,6	101,2	100,4	99,7
Tea	97,4	99,6	99,4	98,7
Cocoa and powdered chocolate	101,8	101,8	99,4	103,3
Mineral or spring waters	107,7	107,4	100,0	107,5
Fruit and vegetable juices	102,6	103,0	100,4	102,0

SPECIFICATION	05 2021			01-05 2021
	05 2020= =100	12 2020= =100	04 2021= =100	01-05 2020= =100
ALCOHOLIC BEVERAGES AND TOBACCO	101,8	101,6	100,2	102,2
Alcoholic beverages	102,1	102,0	100,2	102,3
Tobacco	101,0	100,3	100,1	101,9
CLOTHING AND FOOTWEAR	100,8	102,1	100,2	98,5
of which:				
Garments	99,9	101,5	100,0	98,1
Footwear	103,1	103,6	100,7	99,3
DWELLING	105,3	103,8	100,4	105,3
HOUSING, WATER, ELECTRICITY, GAS AND OTHER FUELS	106,0	104,3	100,3	106,3
of which:				
Actual rentals for housing	103,6	102,3	100,4	103,0
Water supply	104,6	101,3	100,4	104,3
Refuse collection	126,9	113,4	100,6	132,9
Sewage collection	104,7	102,5	100,6	104,4
Electricity, gas and other fuels	104,4	104,5	100,2	104,5
Electricity	109,5	109,5	100,0	110,5
Gas	98,0	102,4	102,0	96,2
Liquid and solid fuels	102,7	99,7	99,9	102,5
Heat energy	101,7	100,1	99,3	102,3
FURNISHINGS, HOUSEHOLD EQUIPMENT AND ROUTINE HOUSEHOLD MAINTENANCE	103,0	102,0	100,5	102,3
of which:				
Furniture and furnishings	106,3	104,3	100,7	103,9
Household appliances	102,6	100,7	100,1	102,2
Cleaning and maintenance products	99,2	100,4	100,6	100,2
Domestic services and household services	106,3	102,8	100,5	106,7
HEALTH	102,6	101,3	100,6	103,7
of which:				
Pharmaceutical products	101,3	100,2	100,4	101,8
Therapeutic appliances and equipment	102,3	101,4	100,5	102,2
Medical services	106,1	102,8	100,5	107,4
Dental services	105,0	103,3	100,6	111,0
Hospital services	107,0	109,2	107,4	106,3
TRANSPORT	119,5	109,9	99,6	106,6
of which:				
Purchase of vehicles	100,8	102,5	100,1	100,6
of which motor cars	100,3	102,1	100,1	100,2
Fuels for personal transport equipment	133,0	115,1	99,1	109,9
Diesel	129,5	115,5	99,8	106,6
Petrol	134,0	115,9	99,8	110,9
Liquid petroleum gas and other fuels for personal transport equipment	139,9	107,5	92,0	116,5
Transport services	99,6	101,4	99,1	98,7

SPECIFICATION	05 2021			01-05 2021
	05 2020= =100	12 2020= =100	04 2021= =100	01-05 2020= =100
COMMUNICATION	106,6	103,4	99,1	106,5
of which:				
Telephone and telefax equipment	90,7	99,3	97,2	90,4
Telephone and telefax services	107,4	103,6	99,1	107,4
RECREATION AND CULTURE	105,7	102,8	100,4	104,7
of which:				
Audio-visual, photographic and information processing equipment	101,1	99,7	99,2	101,7
Recreational and cultural services	111,0	105,3	101,8	109,5
of which:				
Recreational and sporting services ^u	105,0	101,0	100,4	105,1
Cultural services	113,5	107,0	102,3	111,5
of which television and radio licence fees, subscriptions	117,9	109,6	103,0	115,0
Books	103,6	99,2	100,0	102,9
Newspapers and periodicals	103,9	101,2	100,0	104,8
Stationery and drawing materials	103,9	101,6	100,3	103,6
Package holidays	103,2	102,3	98,0	102,3
Package domestic holidays	105,6	107,5	101,3	106,2
Package international holidays	99,1	94,1	92,5	96,3
EDUCATION	105,8	100,8	100,0	105,5
RESTAURANTS AND HOTELS	105,0	102,3	100,9	104,9
MISCELLANEOUS GOODS AND SERVICES	101,6	100,4	100,4	102,2
of which:				
Personal care	101,7	100,8	100,2	102,6
of which:				
Hairdressing salons and personal grooming establishments	106,9	103,1	101,0	110,0
Articles for personal hygiene and wellness, esoteric products and beauty products	100,9	100,5	100,1	101,4
Social protection	108,2	102,9	100,1	110,1
Insurance	99,5	98,2	101,1	98,4
Charges by banks and post offices	103,9	100,4	100,6	136,6

^u The share of estimated data for an aggregate more than 50%

The guidelines in the context of the COVID-19 pandemic crisis recommended by Eurostat concerning consumer price indices and weighting system are presented under the link <https://stat.gov.pl/obszary-tematyczne/ceny-handel/wskazniki-cen/wytyczne-dotyczace-opracowania-hicp-w-kontekscie-kryzysu-zwiazanego-z-covid-19,19,1.html>

In case of quoting Statistics Poland data, please provide information: "Source of data: Statistics Poland", and in case of publishing calculations made on data published by Statistics Poland, please include the following disclaimer: "Own study based on figures from Statistics Poland".

Prepared by:
Trade and Services Department
Director Ewa Adach-Stankiewicz
Office: tel. (+48 22) 608 31 24

Issued by:
The Spokesperson for the President
of Statistics Poland
Karolina Banaszek
Mobile: (+48) 695 255 011

Press Office

Office: tel. (+48 22) 608 34 91, 608 38 04

e-mail: obslugaprasowa@stat.gov.pl



www.stat.gov.pl/en/



[@StatPoland](https://twitter.com/StatPoland)



[@GlownyUrzadStatystyczny](https://www.facebook.com/GlownyUrzadStatystyczny)

Related information

[Communications and Announcements](#)

[News releases](#)

Data available in databases

[Knowledge Database Prices](#)

[Macroeconomic Data Bank](#)

[Local Data Bank](#)

[Price indices \(Topics: Prices, Trade\)](#)

[Prices \(Topics: Prices, Trade\)](#)

Terms used in official statistics

[Price index of consumer goods and services](#)

[Retail price](#)