

Producer price indices for business services in the first quarter of 2023

12.06.2023


103.5

Increase in producer prices for business services compared to the fourth quarter of 2022

In the first quarter of 2023, the producer prices for business services increased compared to the previous quarter by 3.5%. Compared to the first quarter of 2022 they increased by 9.2%.

Table 1. Producer price indices for business services in the first quarter of 2023

SPECIFICATION	quarter 1 2023	
	quarter 4 2022=100	quarter 1 2022=100
TOTAL	103.5	109.2
Publishing activities	102.0	111.5
Motion picture, video and television programme production, sound recording and music publishing activities	101.5	108.6
Programming and broadcasting activities	94.6	102.4
Computer programming, consultancy and related activities	103.1	107.1
Information service activities	101.9	110.3
Real estate activities	104.3	108.2
Legal and accounting activities; management consultancy activities	104.3	110.7
Architectural and engineering activities; technical testing and analysis	103.9	107.7
of which architectural and engineering activities	104.0	107.8
Advertising and market research	102.2	106.0
Other professional, scientific and technical activities	106.8	111.8
Rental and leasing activities	100.1	106.1

SPECIFICATION	1 quarter 2023	1 quarter 2023
	4 quarter 2022=100	1 quarter 2022=100
Employment activities	104.0	110.4
Travel agency, tour operator reservation service and related activities	105.1	129.5
Security and investigation activities	109.3	111.5
Services to buildings and landscape activities	105.4	108.9
Office administrative, office support and other business support activities	104.1	110.1

In the first quarter of 2023 the highest increase of prices compared to the previous quarter, was recorded in security and investigation activities, that is, by 9.3%. Subsequently, there was noticed the rise of service prices in other professional, scientific and technical activities (by 6.8%). Significant growths, over 5%, were recorded also in services to buildings and landscape activities (the increase by 5.4% compared to the previous quarter) and in travel agency, tour operator reservation service and related activities (the increase by 5.1%). The lowest growths in prices, less than 2%, were noticed in information service activities (by 1.9%), in motion picture, video and television programme production, sound recording and music publishing activities (by 1.5%) and in rental and leasing activities (by 0.1%).

Price decrease compared to the previous quarter was recorded in the case of programming and broadcasting activities (by 5.4%), which was mostly related to a decrease in the selling price of TV advertising time and space.

Compared to the first quarter of 2022, the highest increase of prices occurred in travel agency, tour operator reservation service and related activities (by 29.5%), in other professional, scientific and technical activities (by 11.8%), as well as in publishing activities and in security and investigation activities (by 11.5%).

Whereas, the lowest increase of prices compared to the first quarter of previous year was recorded in the case of programming and broadcasting activities (by 2.4%).

In the 1st quarter of 2023, the highest increase of prices compared to the previous quarter, was recorded in security and investigation activities

Chart 1. Producer price changes of business services in 2020-2023 (the previous quarter = 100)



Chart 2. Producer price changes of business services in 2020-2023 (corresponding period of the previous year = 100)



In case of quoting Statistics Poland data, please provide information: "Source of data: Statistics Poland", and in case of publishing calculations made on data published by Statistics Poland, please include the following disclaimer: "Own study based on figures from Statistics Poland".

Prepared by:
Trade and Services Department
Director Ewa Adach-Stankiewicz
Phone: (+48 22) 608 31 24


Issued by:
**The Spokesperson for the President
of Statistics Poland**

Karolina Banaszek
Phone: (+48) 695 255 011

Press Office


Phone: (+48 22) 608 38 04

e-mail: obslugaprasowa@stat.gov.pl


 www.stat.gov.pl/en/

 @StatPoland

 @GlownyUrzadStatystyczny

 gus_stat

 glownyurządstatystycznygus

 glownyurządstatystyczny

Related information

[News releases](#)

[Prices in the national economy](#)

Data available in databases

[Analytical Platform - Knowledge Databases](#)

[Prices indices \(Topics: Prices, Trade\)](#)

Terms used in official statistics

[Producer price indices for business services](#)