

# Price indices of residential premises in the first quarter 2020

06.07.2020

**↑ 11.3%**

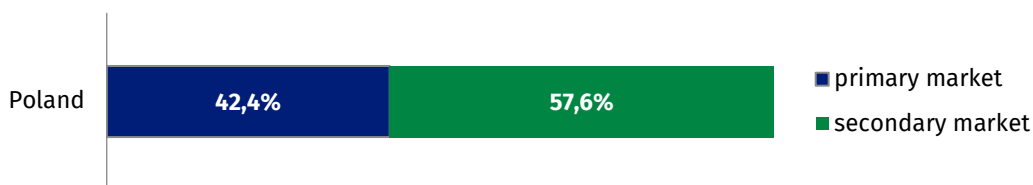
Increase in prices of residential premises compared to the 1<sup>st</sup> quarter 2019

Prices of residential premises in the first quarter 2020, compared to the fourth quarter 2019, increased by 3.6% (of which on the primary market - by 1.6% and on the secondary market - by 5.1%). Compared to the corresponding quarter of 2019, prices of residential premises increased by 11.3% (of which on the primary market - by 6.5% and on the secondary market - by 15.2%).

Table 1. Price indices of residential premises in the first quarter of 2020

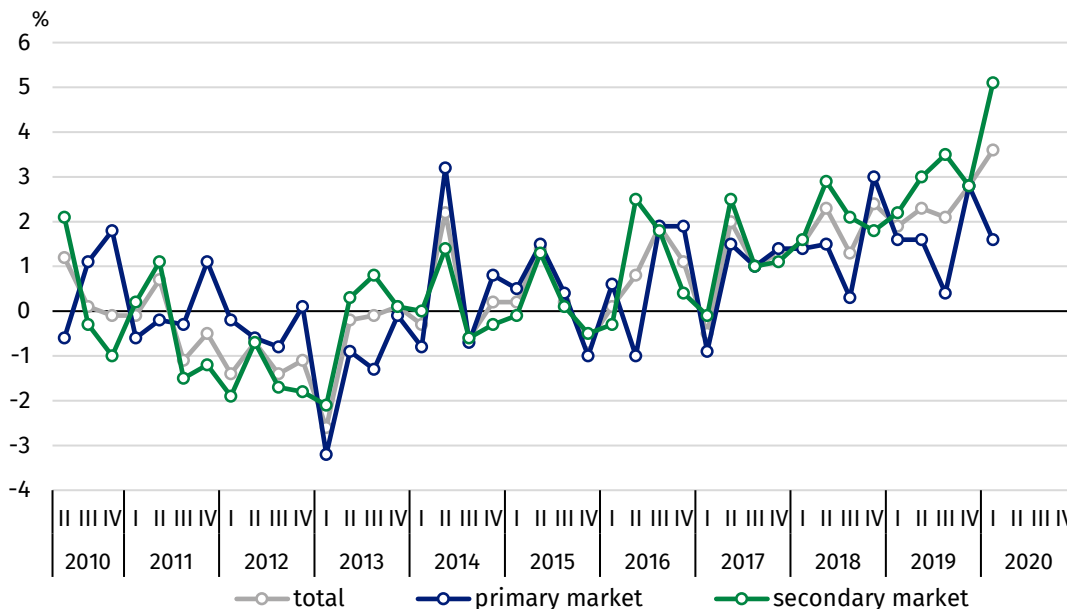
SPECIFICATION	I quarter 2020		
	IV quarter 2019 =100	I quarter 2019 =100	2015=100
<b>TOTAL</b>	<b>103.6</b>	<b>111,3</b>	<b>131.7</b>
Primary market	101.6	106,5	122.5
Secondary market	105.1	115,2	139.7

Chart 1. Weighting system used in the compilations of price indices of residential premises in 2020

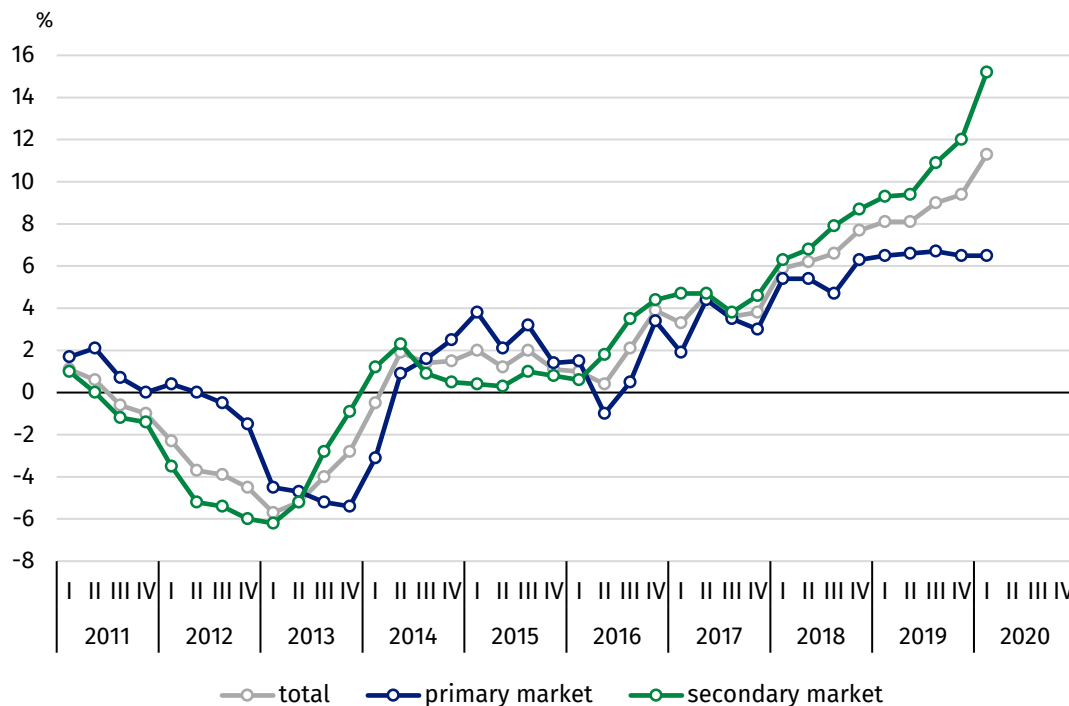


When compiling price indices of residential premises in 2020, the secondary market is assigned a weight of 57.6% and the primary market – 42.4%

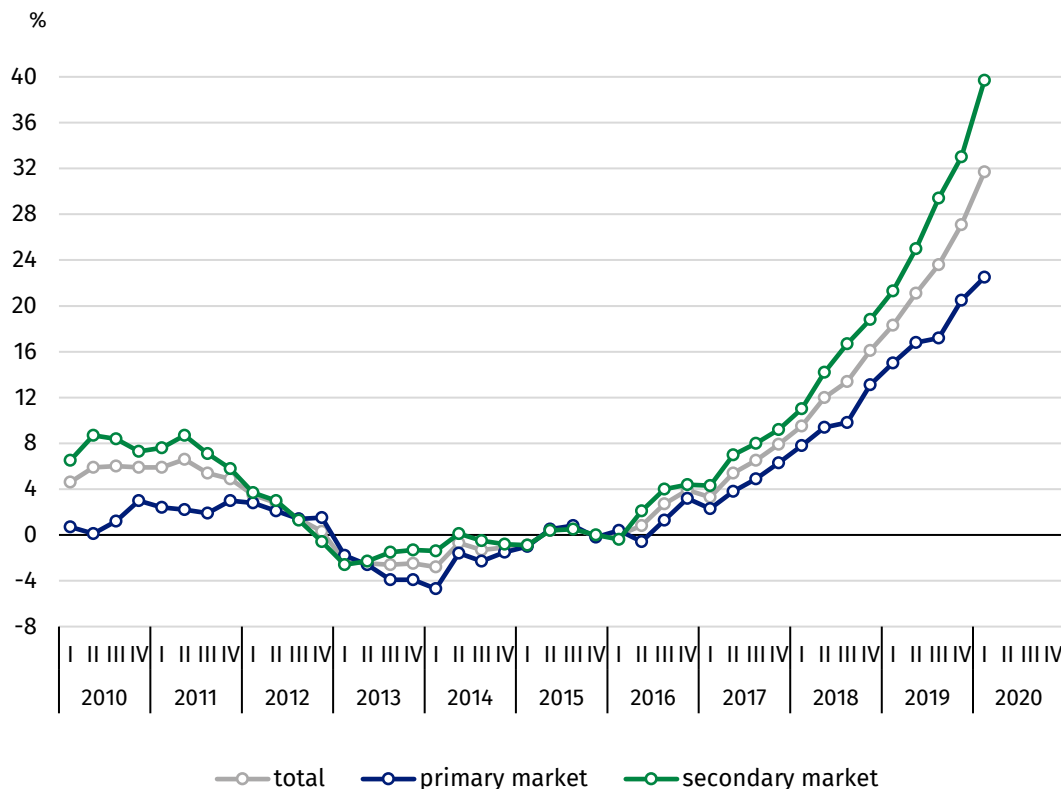
Chart 2. Quarterly changes in prices of residential premises compared to the previous quarter



**Chart 3. Quarterly Changes in prices of residential premises compared to the corresponding quarter of the previous year**



**Chart 4. Quarterly changes in prices of residential premises compared to 2015**



Prices of residential premises in the first quarter 2020 were by 31.7% higher compared to the average price for 2015 (of which on the primary market – by 22.5% and on the secondary market – by 39.7%)

**Table 2. Price indices of residential premises by voivodships in the first quarter 2020**

SPECIFICATION	I quarter 2020	
	IV quarter 2019 =100	I quarter 2019 =100
<b>POLAND</b>	<b>103.6</b>	<b>111.3</b>
Dolnośląskie	104.3	110.9
Kujawsko-Pomorskie	102.2	111.7
Lubelskie	101.5	109.2
Lubuskie	108.6	116.9
Łódzkie	102.5	111.4
Małopolskie	103.3	107.6
Mazowieckie	105.2	113.8
Opolskie	102.3	108.0
Podkarpackie	100.8	109.0
Podlaskie	102.9	109.8
Pomorskie	101.9	108.8
Śląskie	106.2	115.9
Świętokrzyskie	102.3	112.5
Warmińsko-Mazurskie	102.8	110.6
Wielkopolskie	101.9	107.6
Zachodniopomorskie	104.4	116.8

The highest increase in prices of residential premises in the first quarter 2020, compared to the fourth quarter 2019, was recorded in the Lubuskie Voivodship (by 8.6%), but the lowest increase - in the Podkarpackie Voivodship (by 0.8%)

Prepared by:  
**Trade and Services Department**  
**Director Ewa Adach-Stankiewicz**  
Mobile: tel. (+48) 695 255 067

Issued by:  
**The Spokesperson for the President**  
**of Statistics Poland**  
**Karolina Banaszek**  
Mobile: (+48) 695 255 011

#### **Press Office**

Office: tel. (+48 22) 608 34 91. 608 38 04

**e-mail: [obslugaprasowa@stat.gov.pl](mailto:obslugaprasowa@stat.gov.pl)**



[www.stat.gov.pl/en/](http://www.stat.gov.pl/en/)



[@StatPoland](https://twitter.com/StatPoland)



[@GlownyUrzadStatystyczny](https://www.facebook.com/GlownyUrzadStatystyczny)

#### **Related information**

[Price indices of residential premises by voivodships](#)

[Price of one square meter of usable floor space of a residential building](#)

[Real Estate Sales in 2018](#)

#### **Data available in databases**

[Knowledge Databases \(DBW\) Prices](#)

[Local Data Bank – Real Estate Market](#)

#### **Terms used in official statistics**

[Real estate turnover](#)

[Register of Real Estate Prices and Values](#)

[Premises](#)

[Price indices of residential premises](#)