

Price indices of residential premises in the fourth quarter 2019

06.04.2020

↑9.4%


Increase in prices of residential premises compared to the 4th quarter 2018

Prices of residential premises in the fourth quarter 2019, compared to the previous quarter, increased by 2.8% (of which both on the primary market and on the secondary market - by 2.8%). Compared to the corresponding quarter of 2018, prices of residential premises increased by 9.4% (of which on the primary market - by 6.5% and on the secondary market - by 12.0%).

Table 1. Price indices of residential premises in the fourth quarter of 2019

SPECIFICATION	IV quarter 2019			I-IV quarter 2019
	III quarter 2019 =100	IV quarter 2018 =100	2015=100	I-IV quarter 2018 =100
TOTAL	102.8	109.4	127.1	108.7
Primary market	102.8	106.5	120.5	106.7
Secondary market	102.8	112.0	133.0	110.4

Chart 1. Weighting system used in the compilations of price indices of residential premises in 2019



When compiling price indices of residential premises in 2019, the secondary market is assigned a weight of 53.3% and the primary market – 46.7%

Chart 2. Quarterly changes in prices of residential premises compared to the previous quarter

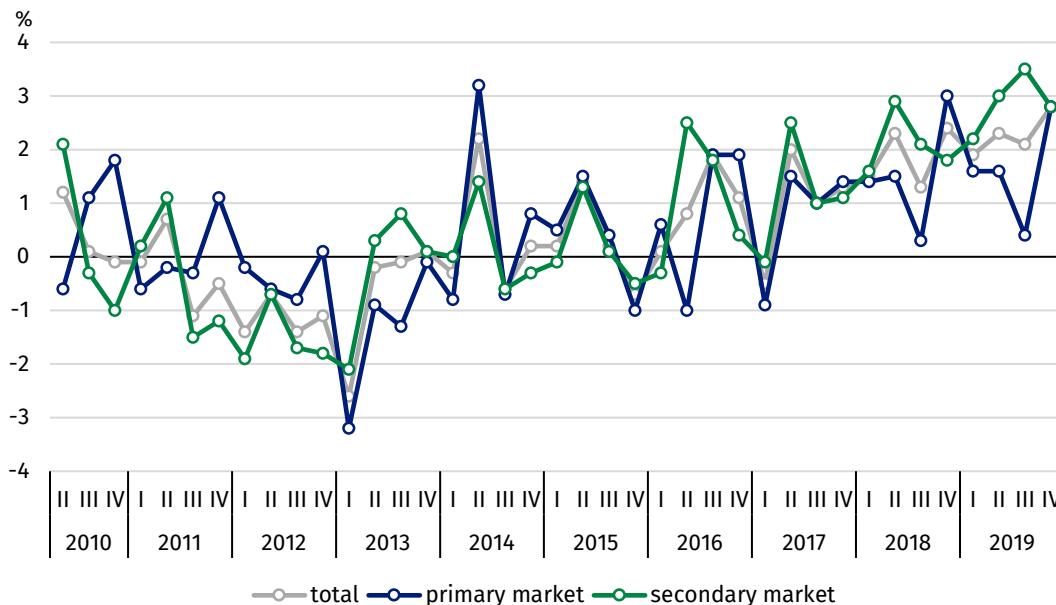


Chart 3. Quarterly Changes in prices of residential premises compared to the corresponding quarter of the previous year

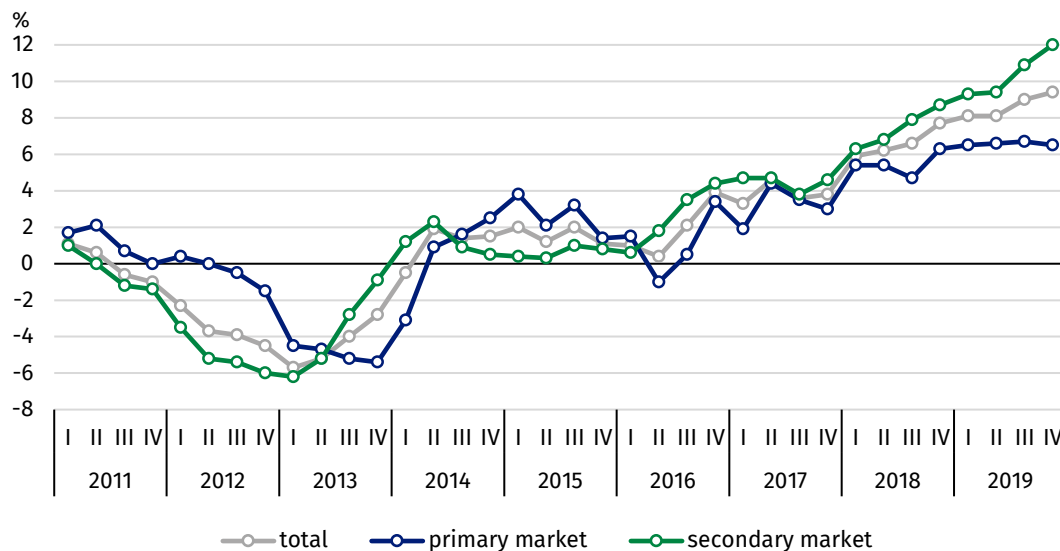
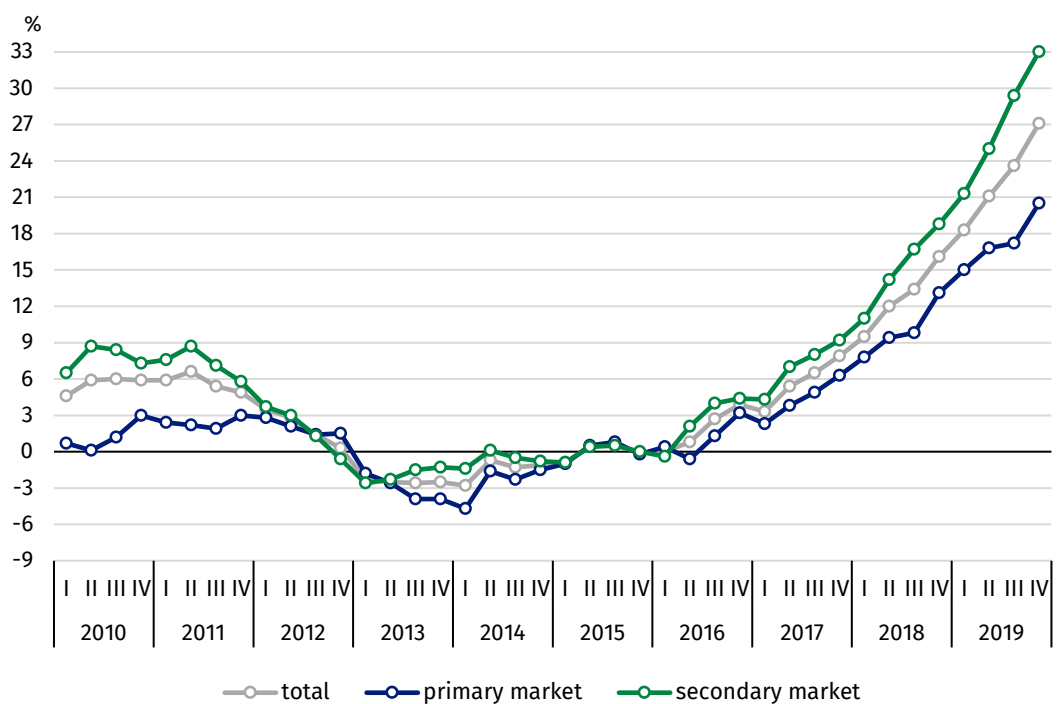


Chart 4. Quarterly changes in prices of residential premises compared to 2015



Prices of residential premises in the fourth quarter 2019 were by 27.1% higher compared to the average price for 2015 (of which on the primary market – by 20.5% and on the secondary market – by 33.0%)

Table 2. Price indices of residential premises by voivodships in the fourth quarter 2019

SPECIFICATION	IV quarter 2019	
	III quarter 2019 =100	IV quarter 2018 =100
TOTAL	102.8	109.4
Dolnośląskie	101.0	106.7
Kujawsko-Pomorskie	103.7	110.7
Lubelskie	102.0	107.5
Lubuskie	100.5	109.5
Łódzkie	103.5	110.0
Małopolskie	105.2	106.6
Mazowieckie	102.7	110.7
Opolskie	101.2	107.5
Podkarpackie	105.9	113.0
Podlaskie	102.6	109.9
Pomorskie	103.6	110.3
Śląskie	102.4	111.5
Świętokrzyskie	102.4	112.4
Warmińsko-Mazurskie	102.0	107.2
Wielkopolskie	101.4	108.3
Zachodniopomorskie	104.9	112.8

The highest increase in prices of residential premises in the fourth quarter 2019, compared to the previous quarter, was recorded in the Podkarpackie Voivodship (by 5.9%), but the lowest increase - in the Lubuskie Voivodship (by 0.5%)

Prepared by:
Trade and Services Department
Director Ewa Adach-Stankiewicz
Mobile: tel. (+48) 695 255 067

Issued by:
The Spokeperson for the President
of Statistics Poland
Karolina Banaszek
Mobile: (+48) 695 255 011

Press Office

Office: tel. (+48 22) 608 34 91. 608 38 04

e-mail: obslugaprasowa@stat.gov.pl



www.stat.gov.pl/en/



[@StatPoland](https://twitter.com/StatPoland)



[@GlownyUrzadStatystyczny](https://www.facebook.com/GlownyUrzadStatystyczny)

Related information

[Price indices of residential premises by voivodships](#)

[Price of one square meter of usable floor space of a residential building](#)

[Real Estate Sales in 2018](#)

Data available in databases

[Knowledge Databases \(DBW\) Prices](#)

[Local Data Bank – Real Estate Market](#)

Terms used in official statistics

[Real estate turnover](#)

[Register of Real Estate Prices and Values](#)

[Premises](#)