

Price indices of residential premises in the first quarter of 2019

05.07.2019

↑ 1.9%

Increase in prices of residential premises compared with previous quarter

Prices of residential premises in the first quarter of 2019, compared with the previous quarter, increased by 1.9% (of which on the primary market - by 1.6% and on the secondary market - by 2.2%).


Compared with the corresponding quarter of 2018, prices of residential premises increased by 8.1% (of which on the primary market - by 6.5% and on the secondary market - by 9.3%).

The increase in prices of residential premises in the first quarter of 2019, in relation to the previous quarter, was stronger on the secondary market than on the primary market

Table 1. Price indices of residential premises in the first quarter of 2019

SPECIFICATION	I quarter 2019		
	IV quarter 2018 =100	I quarter 2018 =100	2015=100
TOTAL	101.9	108.1	118.3
Primary market	101.6	106.5	115.0
Secondary market	102.2	109.3	121.3

Chart 1. Weighting system used in the compilations of price indices of residential premises in 2019



When compiling price indices of residential premises in 2019, the secondary market is assigned a weight of 53.3% and the primary market – 46.7%

Chart 2. Prices of residential premises (change in % compared with the previous quarter)

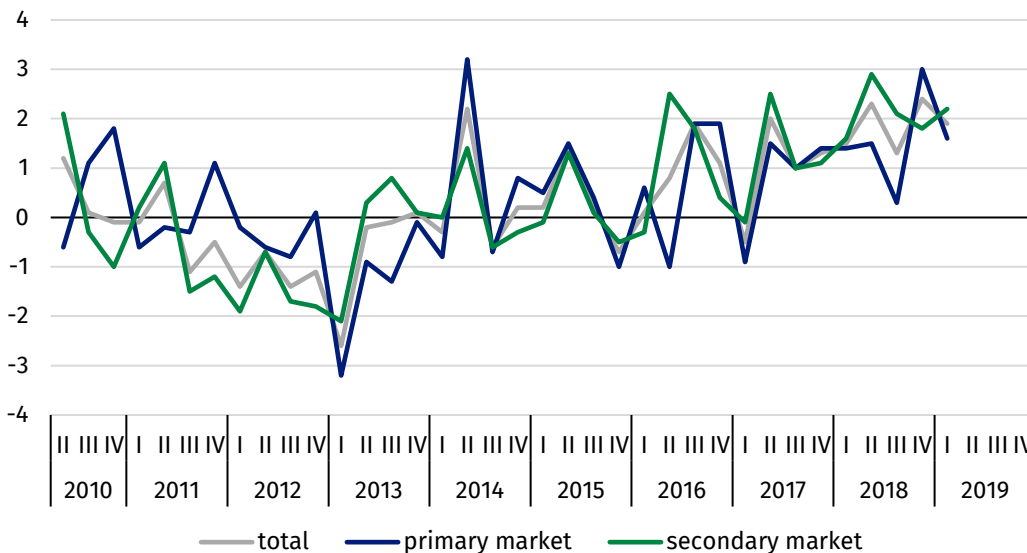


Chart 3. Prices of residential premises (change in % compared with the corresponding quarter of the previous year)

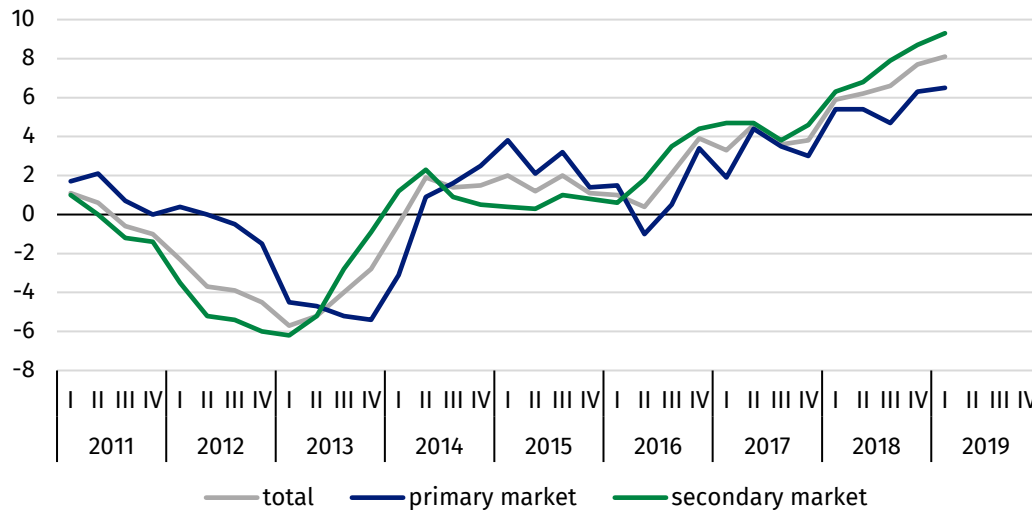
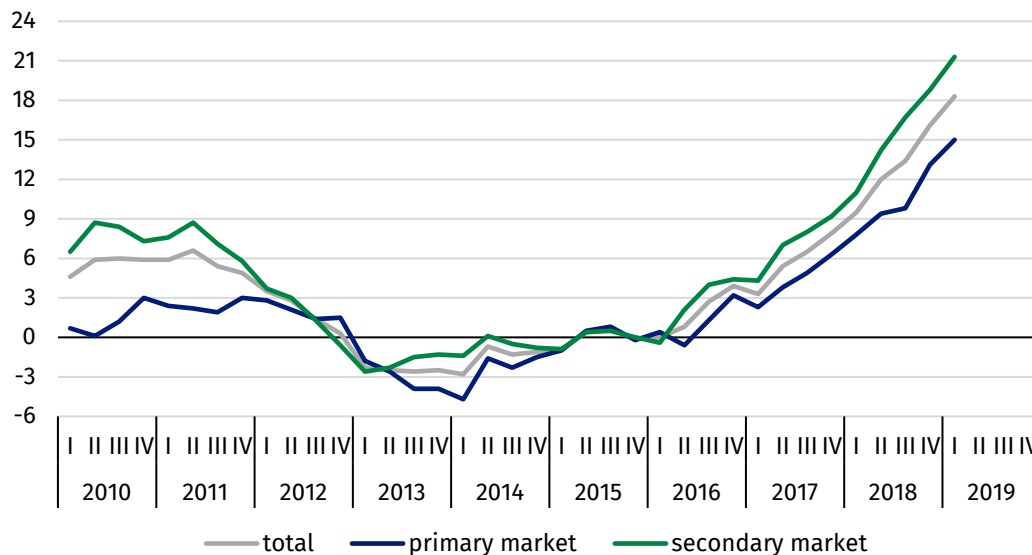


Chart 4. Prices of residential premises (change in % compared with 2015)



Prices of residential premises in the first quarter of 2019 were by 18.3% higher compared with the average price for 2015 (of which on the primary market – by 15.0% and on the secondary market – by 21.3%)

Table 2. Price indices of residential premises by voivodships in the first quarter of 2019

SPECIFICATION	I quarter 2019	
	IV quarter 2018 =100	I quarter 2018 =100
TOTAL	101.9	108.1
dolnośląskie	100.5	112.1
kujawsko-pomorskie	101.3	109.2
lubelskie	99.8	106.2
lubuskie	101.7	109.3
łódzkie	101.3	113.7
małopolskie	102.4	108.1
mazowieckie	102.3	106.0
opolskie	101.8	107.7
podkarpackie	104.4	110.5
podlaskie	103.0	110.7

The highest increase in prices of residential premises in the first quarter of 2019, compared with the previous quarter, was recorded in the podkarpackie voivodship (by 4.4%). Price decreases were recorded in the warmińsko-mazurskie and lubelskie voivodships

pomorskie	103.1	106.5
śląskie	102.1	111.0
świętokrzyskie	102.2	108.6
warmińsko-mazurskie	99.6	107.2
wielkopolskie	102.5	108.6
zachodniopomorskie	100.8	107.5

Prepared by:

**Trade and Services Department
Renata Rechnio**

Tel: +48 22 608 38 02

e-mail: R.Rechnio@stat.gov.pl

Issued by:

**The Spokesperson for the President of
the Statistics Poland**

Karolina Dawidziuk

Tel: +48 22 608 34 75, +48 22 608 30 09

e-mail: rzecznik@stat.gov.pl

Press Office

Tel: +48 22 608 34 91, +48 22 608 38 04

e-mail: obslugaprasowa@stat.gov.pl



www.stat.gov.pl/en/



[@StatPoland](https://twitter.com/StatPoland)



[@GlownyUrzadStatystyczny](https://www.facebook.com/GlownyUrzadStatystyczny)

Related information

[Price indices of residential premises by voivodships](#)

[Price of one square meter of usable floor space of a residential building](#)

[Real Estate Sales in 2017](#)

Data available in databases

[Knowledge Databases \(DBW\) Prices](#)

Terms used in official statistics

[Real estate turnover](#)

[Register of Real Estate Prices and Values](#)

[Premises](#)