

# Price indices of residential premises in the fourth quarter of 2018

04.04.2019

**↑ 2.4%**

Increase in prices of residential premises compared with previous quarter

Prices of residential premises in the fourth quarter of 2018, compared with the previous quarter, increased by 2.4% (of which on the primary market - by 3.0% and on the secondary market - by 1.8%).


Compared with the corresponding quarter of 2017, prices of residential premises increased by 7.7% (of which on the primary market - by 6.3% and on the secondary market - by 8.7%).

The increase in prices of residential premises in the fourth quarter of 2018, in relation to the previous quarter, was stronger on the primary market than on the secondary market.

**Table 1. Price indices of residential premises in the fourth quarter of 2018**

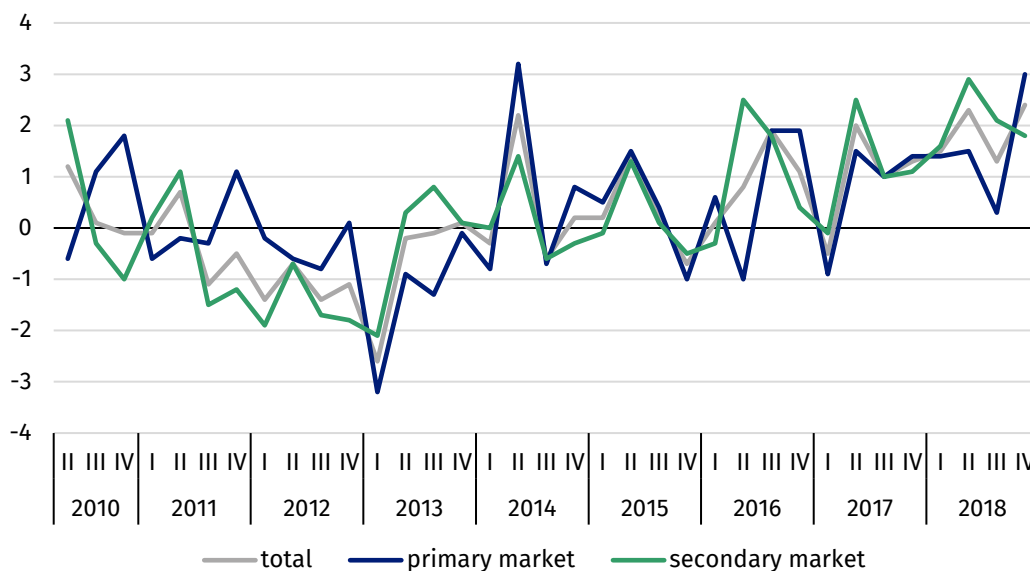
SPECIFICATION	IV quarter 2018			I-IV quarter 2018
	III quarter 2018 =100	IV quarter 2017 =100	2015=100	I-IV quarter 2017 =100
<b>TOTAL</b>	<b>102.4</b>	<b>107.7</b>	<b>116.1</b>	<b>106.5</b>
Primary market	103.0	106.3	113.1	105.5
Secondary market	101.8	108.7	118.8	107.6

**Chart 1. Weighting system used in the compilations of price indices of residential premises in 2018**

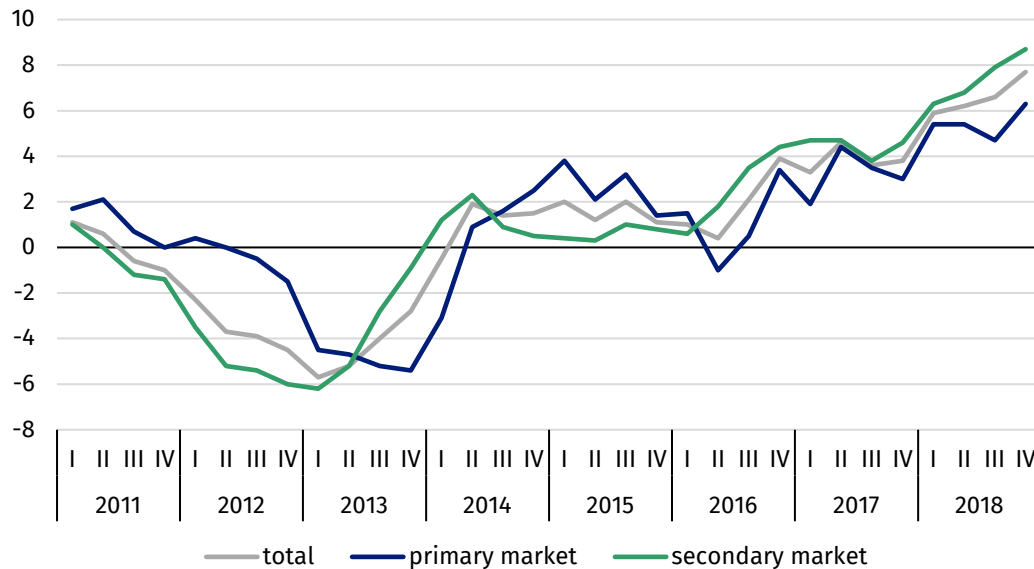


When compiling price indices of residential premises in 2018, the secondary market is assigned a weight of 54.5% and the primary market – 45.5%.

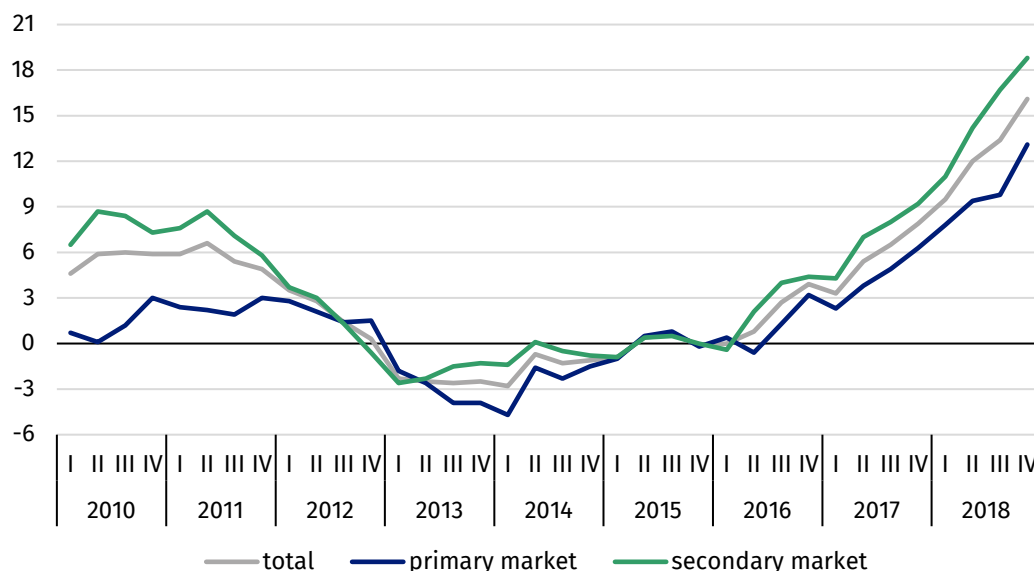
**Chart 2. Prices of residential premises (change in % compared with the previous quarter)**



**Chart 3. Prices of residential premises (change in % compared with the corresponding quarter of the previous year)**



**Chart 4. Prices of residential premises (change in % compared with 2015)**



Prices of residential premises in the fourth quarter of 2018 were by 16.1% higher compared with the average price for 2015 (of which on the primary market – by 13.1% and on the secondary market – by 18.8%).

**Table 2. Price indices of residential premises by voivodships in the fourth quarter of 2018**

SPECIFICATION	IV quarter 2018	
	III quarter 2018 =100	IV quarter 2017 =100
<b>TOTAL</b>	<b>102.4</b>	<b>107.7</b>
dolnośląskie	104.2	109.1
kujawsko-pomorskie	102.7	109.6
lubelskie	102.9	106.0
lubuskie	100.4	109.2
łódzkie	102.2	110.9
małopolskie	108.1	105.8
mazowieckie	101.0	106.5
opolskie	100.0	107.4

The highest increase in prices of residential premises in the fourth quarter of 2018, compared with the previous quarter, was recorded in the małopolskie voivodship (by 8.1%). Price decreases were recorded in the zachodnio-pomorskie and świętokrzyskie voivodships.

podkarpackie	101.5	107.3
podlaskie	101.2	106.0
pomorskie	102.8	107.1
śląskie	101.5	110.1
świętokrzyskie	99.6	107.0
warmińsko-mazurskie	101.0	108.0
wielkopolskie	101.8	109.0
zachodniopomorskie	99.2	108.5

Prepared by:

**Trade and Services Department  
Renata Rechnio**

Tel: +48 22 608 38 02

**e-mail: [R.Rechnio@stat.gov.pl](mailto:R.Rechnio@stat.gov.pl)**

Issued by:

**The Spokesperson for the President of  
the Statistics Poland**

**Karolina Dawidziuk**

Tel: +48 22 608 34 75, +48 22 608 30 09

**e-mail: [rzecznik@stat.gov.pl](mailto:rzecznik@stat.gov.pl)**

#### **Press Office**

Tel: +48 22 608 34 91, +48 22 608 38 04

**e-mail: [obslugaprasowa@stat.gov.pl](mailto:obslugaprasowa@stat.gov.pl)**



[www.stat.gov.pl/en/](http://www.stat.gov.pl/en/)



[@StatPoland](https://twitter.com/StatPoland)



[@GlownyUrzadStatystyczny](https://www.facebook.com/GlownyUrzadStatystyczny)

#### **Related information**

[Price indices of residential premises by voivodships](#)

[Price of one square meter of usable floor space of a residential building](#)

[Real Estate Sales in 2017](#)

#### **Data available in databases**

[Knowledge Databases \(DBW\) Prices](#)

#### **Terms used in official statistics**

[Real estate turnover](#)

[Register of Real Estate Prices and Values](#)

[Premises](#)