

Price indices of residential premises in the first quarter of 2023

05.07.2023

 **5.8%**

Increase in prices of residential premises compared to the 1st quarter of 2022

Prices of residential premises in the first quarter of 2023, compared to the fourth quarter of 2022, decreased by 0.1% with the price increase on the primary market (by 0.1%) and the price decrease on the secondary market (by 0.3%). Compared to the corresponding quarter of 2022, prices of residential premises increased by 5.8% (of which on the primary market - by 7.0% and on the secondary market - by 4.5%).

Table 1. Price indices of residential premises in the first quarter of 2023

Specification	Q1 2023		
	Q4 2022=100	Q1 2022=100	2015=100
Total	99.9	105.8	169.5
Primary market	100.1	107.0	158.2
Secondary market	99.7	104.5	179.1

Chart 1. Weighting system used in the compilations of price indices of residential premises in 2023



For compiling price indices of residential premises in 2023, the primary market is assigned a weight of 51.8% and the secondary market – 48.2%

Chart 2. Quarterly changes in prices of residential premises compared to the previous quarter

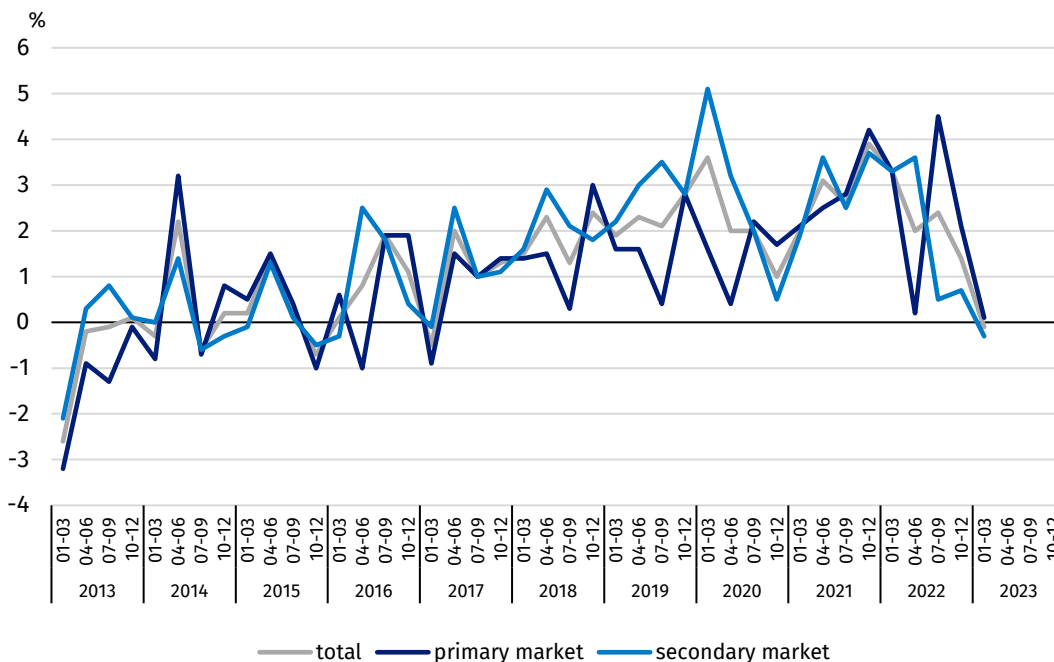


Chart 3. Quarterly changes in prices of residential premises compared to the corresponding quarter of the previous year

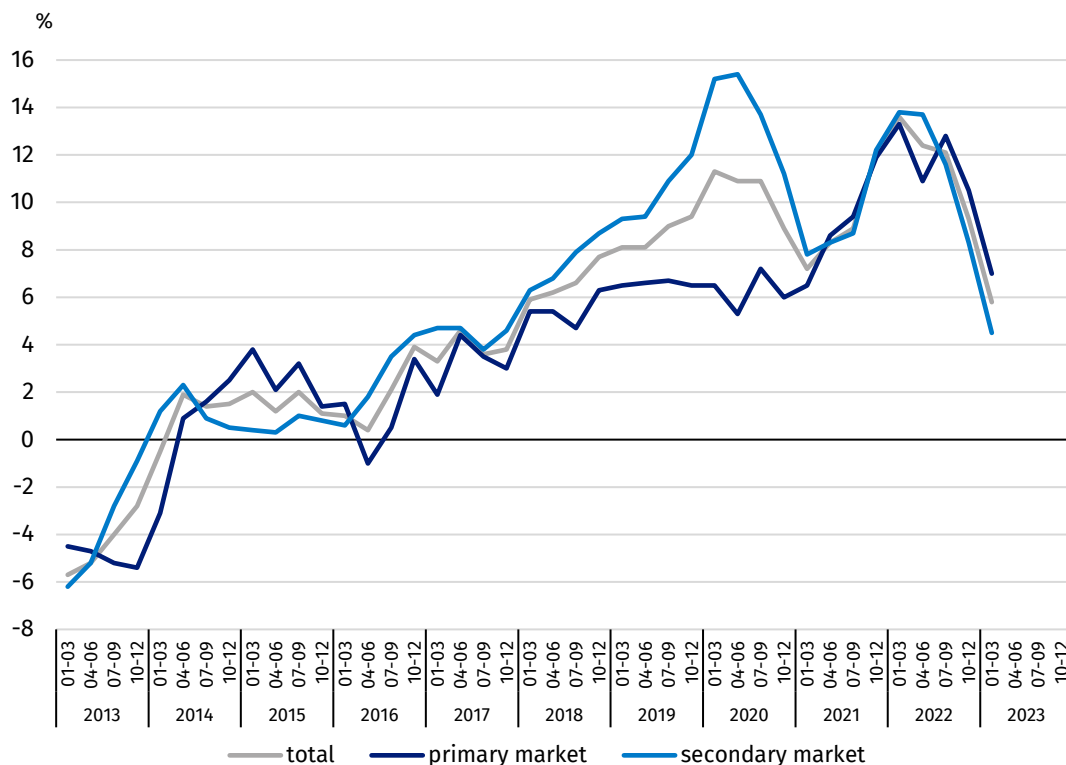
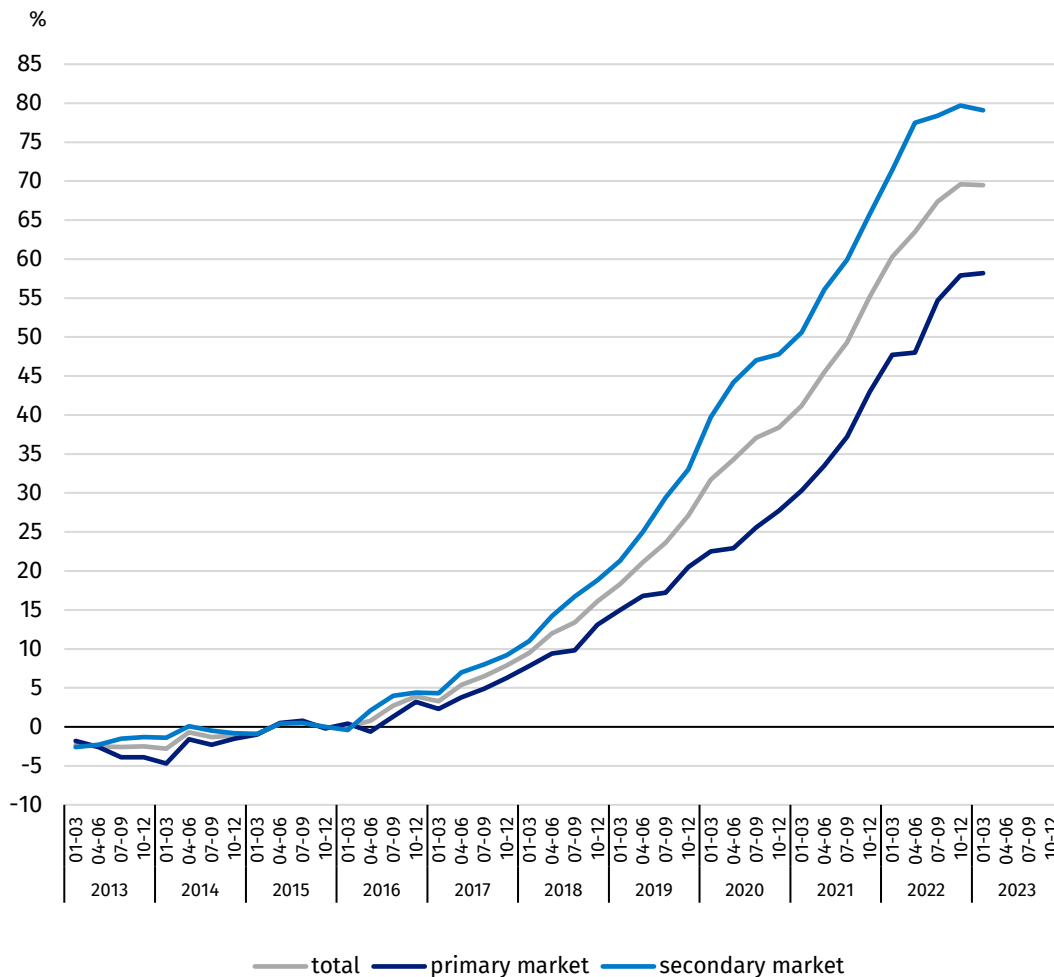


Chart 4. Quarterly changes in prices of residential premises compared to 2015



Prices of residential premises in the first quarter of 2023 were by 69.5% higher compared to the average price for 2015 (of which on the primary market – by 58.2% and on the secondary market – by 79.1%)

Table 2. Price indices of residential premises by voivodships in the first quarter of 2023

Specification	Q1 2023	
	Q4 2022=100	Q1 2022=100
Poland	99.9	105.8
Dolnośląskie	100.5	104.9
Kujawsko-Pomorskie	104.3	105.8
Lubelskie	103.5	107.6
Lubuskie	101.5	108.7
łódzkie	101.8	107.9
Małopolskie	101.7	110.7
Mazowieckie	97.1	104.3
Opolskie	102.0	110.7
Podkarpackie	100.4	109.0
Podlaskie	102.3	108.0
Pomorskie	101.1	102.9
Śląskie	98.4	103.2
Świętokrzyskie	100.1	108.6
Warmińsko-Mazurskie	99.1	101.5
Wielkopolskie	99.3	108.7
Zachodniopomorskie	99.8	106.2

In the 1st quarter of 2023, compared to the 1st quarter of 2022, the highest increase in prices of residential premises was recorded in the Małopolskie Voivodship (by 10.7%), but the lowest growth was in the Warmińsko-Mazurskie Voivodship (by 1.5%)

In case of quoting Statistics Poland data, please provide information: "Source of data: Statistics Poland". and in case of publishing calculations made on data published by Statistics Poland, please include the following disclaimer: "Own study based on figures from Statistics Poland".

Prepared by:
Trade and Services Department
Director Ewa Adach - Stankiewicz
Phone: (+48 22) 608 31 24

Issued by:
**The Spokesperson for the President
of Statistics Poland**
Karolina Banaszek
Phone: (+48) 695 255 011

Press Office

Phone: (+48 22) 608 38 04

e-mail: obslugaprasowa@stat.gov.pl

-  www.stat.gov.pl/en/
-  [@StatPoland](https://twitter.com/StatPoland)
-  [@GlownyUrzadStatystyczny](https://www.facebook.com/GlownyUrzadStatystyczny)
-  [gus_stat](https://www.instagram.com/gus_stat)
-  [glownyurządstatystycznygus](https://www.youtube.com/glownyurządstatystycznygus)
-  [glownyurządstatystyczny](https://www.linkedin.com/company/glownyurządstatystyczny)

Related information

[Price indices of residential premises by voivodships](#)

[Price of one square meter of usable floor space of a residential building](#)

[Real estate sales in 2021](#)

Data available in databases

[Knowledge Databases \(DBW\) Prices](#)

[Local Data Bank – Real Estate Market](#)

Terms used in official statistics

[Real estate turnover](#)

[Real estate Price Register](#)

[Premises](#)

[Price indices of residential premises](#)