

Price indices of residential premises in the fourth quarter of 2020

06.04.2021

↑ 8.9%

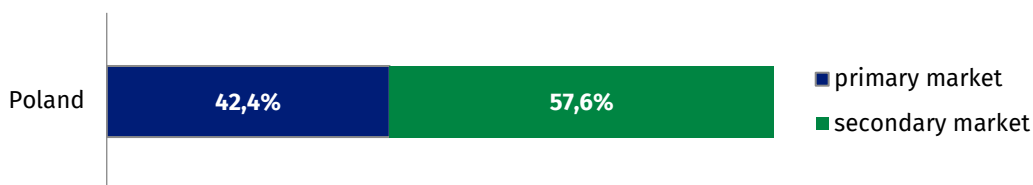
Increase in prices of residential premises compared to the 4th quarter of 2019

Prices of residential premises in the fourth quarter of 2020, compared to the third quarter of 2020, increased by 1.0% (of which on the primary market - by 1.7% and on the secondary market - by 0.5%). Compared to the corresponding quarter of 2019, prices of residential premises increased by 8.9% (of which on the primary market - by 6.0% and on the secondary market - by 11.2%).

Table 1. Price indices of residential premises in the fourth quarter of 2020

SPECIFICATION	Quarter 4/2020		
	quarter 3/2020 =100	quarter 4/2019 =100	2015=100
TOTAL	101.0	108.9	138.4
Primary market	101.7	106.0	127.7
Secondary market	100.5	111.2	147.8

Chart 1. Weighting system used in the compilations of price indices of residential premises in 2020



When compiling price indices of residential premises in 2020, the secondary market is assigned a weight of 57.6% and the primary market – 42.4%

Chart 2. Quarterly changes in prices of residential premises compared to the previous quarter

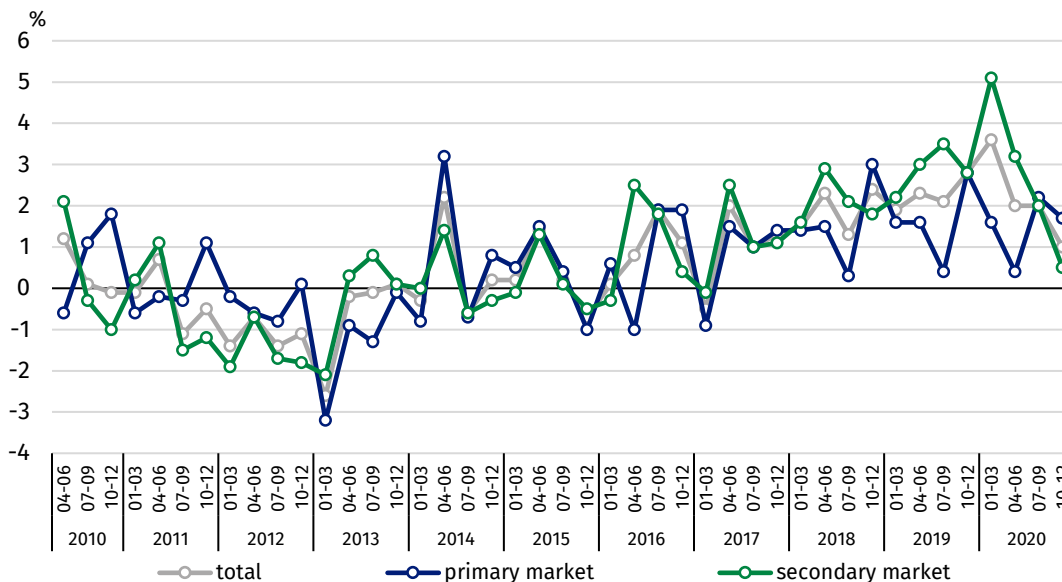


Chart 3. Quarterly changes in prices of residential premises compared to the corresponding quarter of the previous year

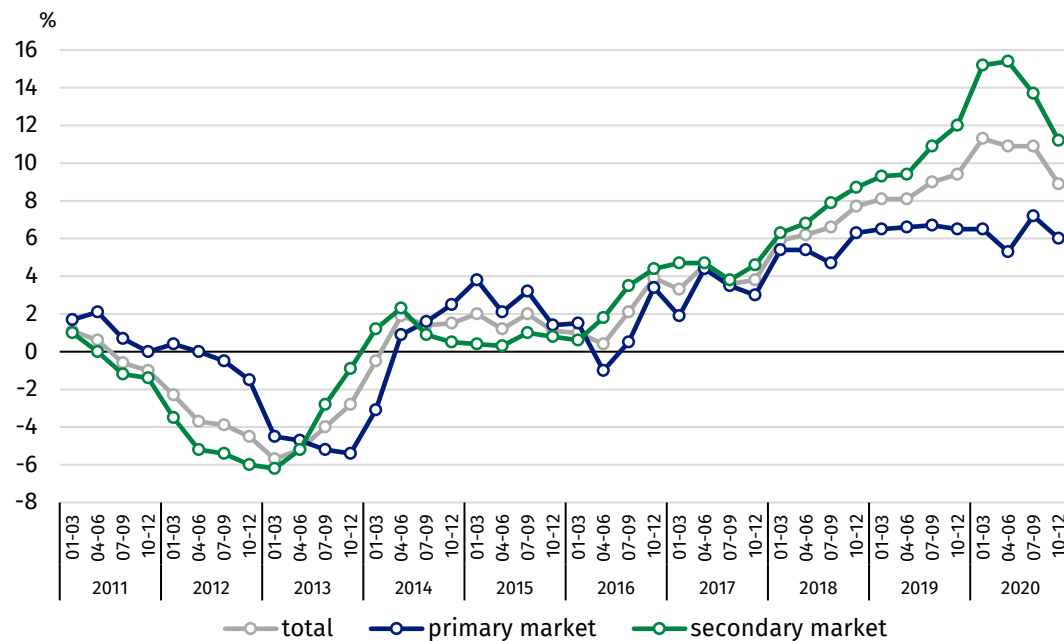
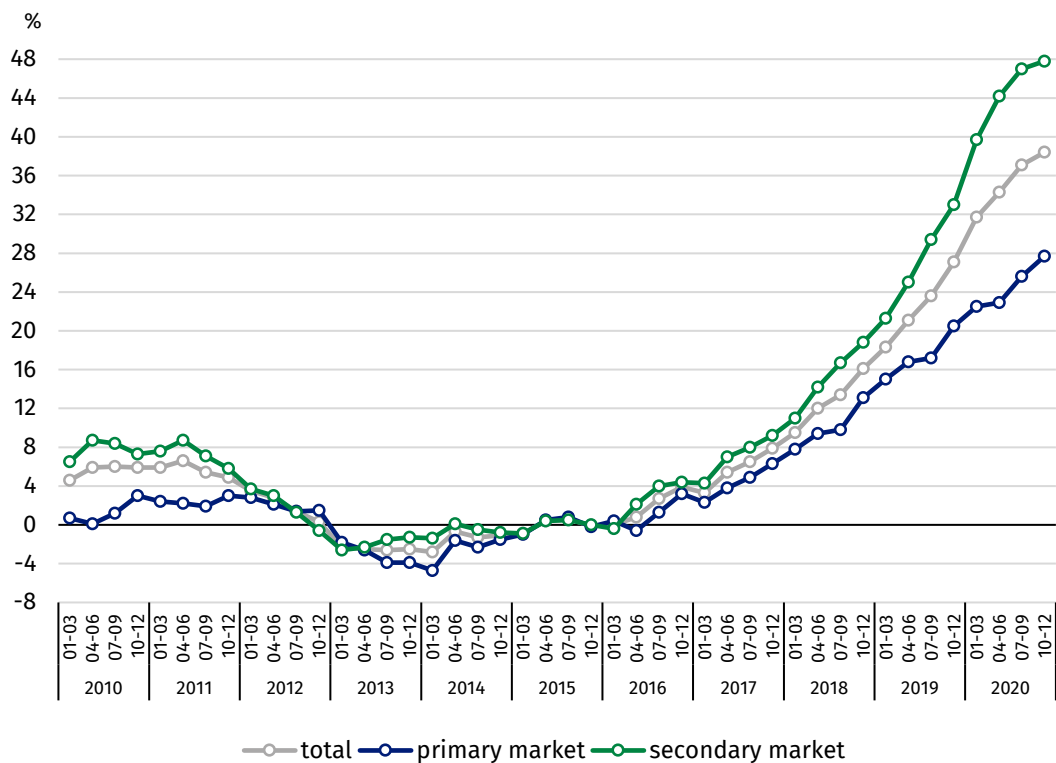


Chart 4. Quarterly changes in prices of residential premises compared to 2015



Prices of residential premises in the second quarter of 2020 were by 38.4% higher compared to the average price for 2015 (of which on the primary market – by 27.7% and on the secondary market – by 47.8%)

Table 2. Price indices of residential premises by voivodships in the fourth quarter of 2020

SPECIFICATION	Quarter 4/2020	
	quarter 3/2020 =100	quarter 4/2019 =100
POLAND	101.0	108.9
Dolnośląskie	102.6	112.3
Kujawsko-Pomorskie	103.0	109.7
Lubelskie	103.0	112.0
Lubuskie	104.7	113.0
Łódzkie	101.2	108.0
Małopolskie	99.6	107.5
Mazowieckie	99.5	108.4
Opolskie	98.4	103.5
Podkarpackie	99.3	104.6
Podlaskie	101.6	109.1
Pomorskie	100.5	106.2
Śląskie	101.8	113.8
Świętokrzyskie	102.2	108.2
Warmińsko-Mazurskie	100.8	107.4
Wielkopolskie	102.7	110.9
Zachodniopomorskie	102.1	108.2

In the 4th quarter of 2020, compared to the 3rd quarter of 2020, the highest increase in prices of residential premises was recorded in the Lubuskie Voivodship (by 4.7%), but the decreases were in the Opolskie Voivodship, Podkarpackie Voivodship, Mazowieckie Voivodship and Małopolskie Voivodship

In case of quoting Statistics Poland data, please provide information: "Source of data: Statistics Poland", and in case of publishing calculations made on data published by Statistics Poland, please include the following disclaimer: "Own study based on figures from Statistics Poland".

Prepared by:

Trade and Services Department
Director Ewa Adach-Stankiewicz
Mobile: tel. (+48) 695 255 067

Issued by:

The Spokesperson for the President
of Statistics Poland
Karolina Banaszek
Mobile: (+48) 695 255 011

Press Office

Office: tel. (+48 22) 608 34 91. 608 38 04

e-mail: obslugaprasowa@stat.gov.pl



www.stat.gov.pl/en/



[@StatPoland](https://twitter.com/StatPoland)



[@GlownyUrzadStatystyczny](https://www.facebook.com/GlownyUrzadStatystyczny)

Related information

[Price indices of residential premises by voivodships](#)

[Price of one square meter of usable floor space of a residential building](#)

[Real estate sales in 2019](#)

Data available in databases

[Knowledge Databases \(DBW\) Prices](#)

[Local Data Bank – Real Estate Market](#)

Terms used in official statistics

[Real estate turnover](#)

[Register of Real Estate Prices and Values](#)

[Premises](#)

[Price indices of residential premises](#)