

# Price indices of construction and assembly production in September 2022

20.10.2022


**14.7%**

the growth of producer prices in construction in comparison with September 2021

According to preliminary data, in September 2022 the prices of construction and assembly production in comparison with the corresponding month of the previous year increased by 14.7%, and in comparison with August 2022 - by 1.4%.

In September 2022 in comparison with August 2022 the growth of prices was recorded in construction of buildings and in civil engineering by 1.5% each as well as in specialised construction activities - by 1.0%.

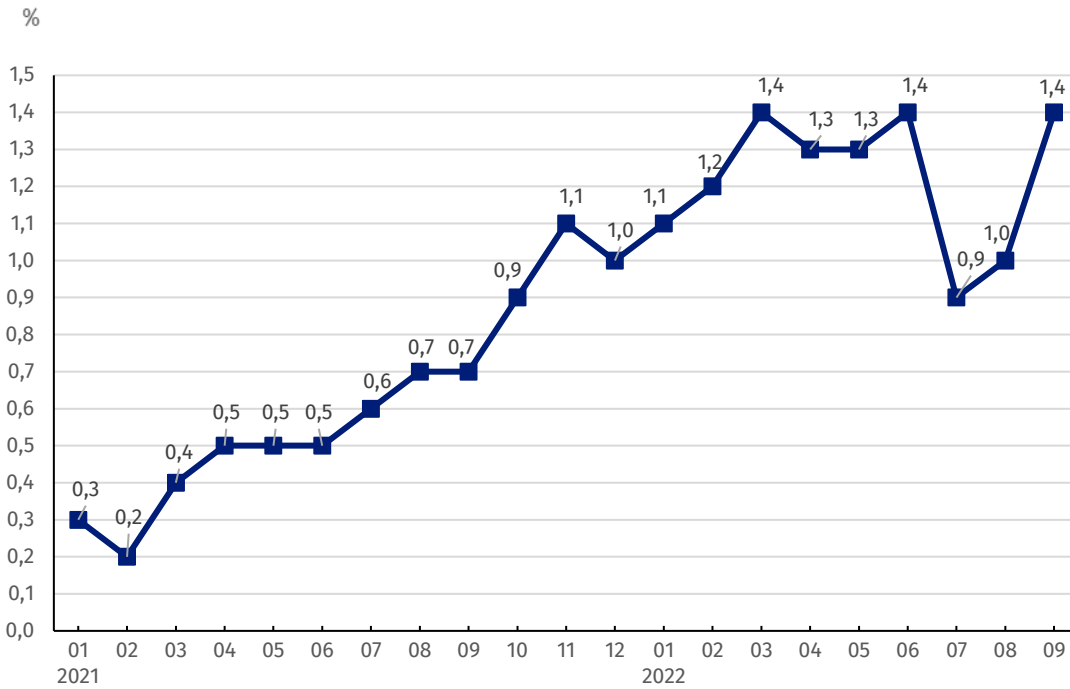
In comparison with September 2021 the increase of prices was noticed in construction of buildings by 15.9%, civil engineering - by 15.1% as well as in specialised construction activities - by 12.6%.

**Table 1. Price indices of construction and assembly production in August and September 2022**

SPECIFICATION	08 2022		09 2022		01-09 2022	
	07 2022=100	corresponding period 2021=100	08 2022=100	12 2021=100	01-09 2021=100	
<b>TOTAL</b>	<b>101.0*</b>	<b>114.0*</b>	<b>114.7</b>	<b>101.4</b>	<b>111.5</b>	<b>111.9</b>
Construction of buildings	101.0*	115.0*	115.9	101.5	112.6	112.7
Civil engineering	101.1*	114.2*	115.1	101.5	111.9	112.1
Specialised construction activities	101.0*	112.3*	112.6	101.0	109.8	110.6

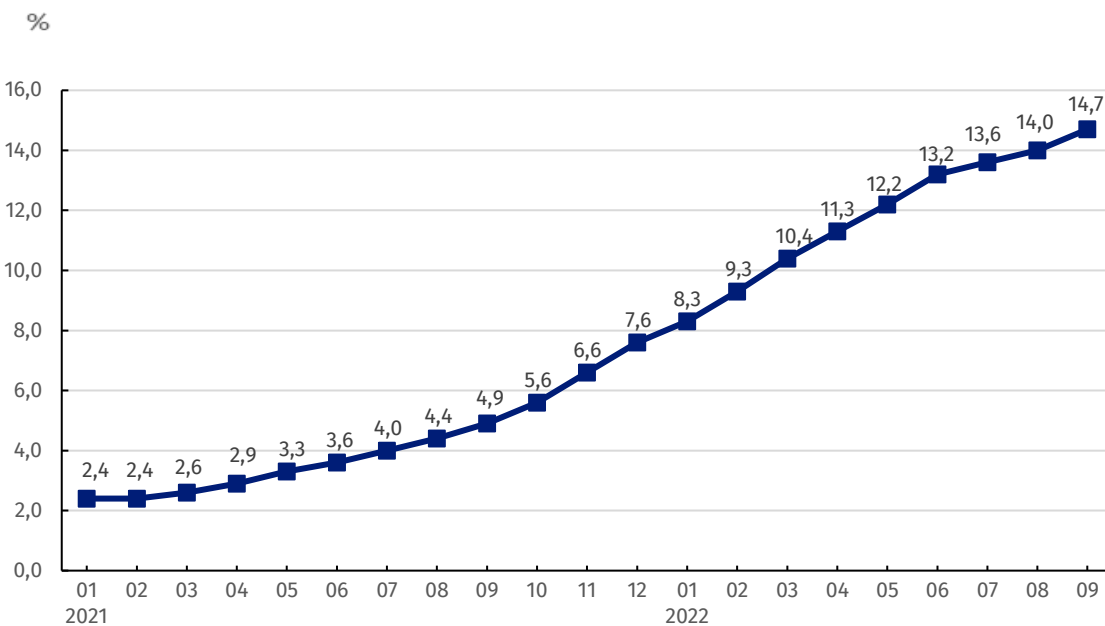
\* Data revised.

**Chart 1. Prices changes of construction and assembly production in 2021-2022 in relation to the previous period**



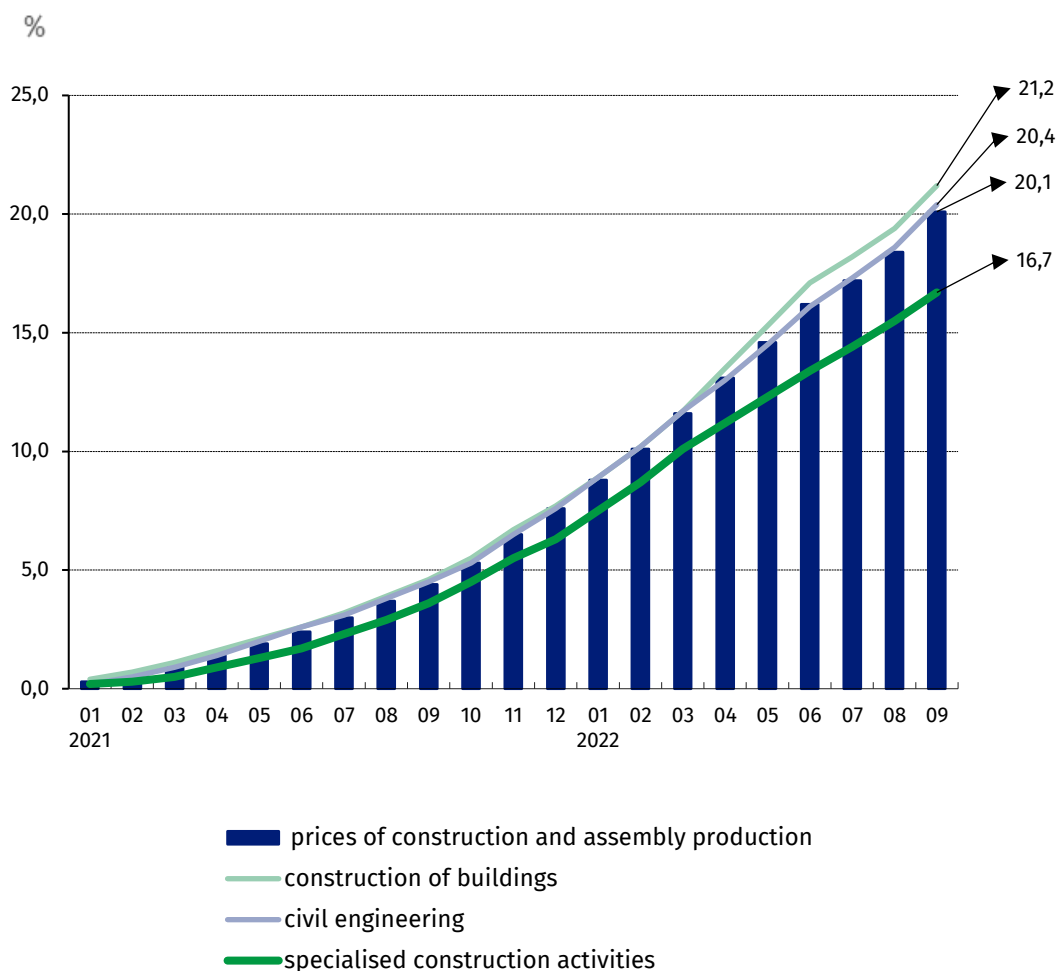
In September 2022 the prices growth of construction and assembly production in relation to the previous month was significantly higher than in July and August this year

**Chart 2. Prices changes of construction and assembly production in 2021-2022 in relation to the same period of the previous year**



From March 2021 a growing trend is observed in the prices dynamics of construction and assembly production in annual terms

**Chart 3. Prices changes of production and assembly construction by divisions NACE in 2021-2022 in relation to December 2020**



In relation to December 2020 the prices of construction of buildings rose the most

In case of quoting Statistics Poland data, please provide information: "Source of data: Statistics Poland", and in case of publishing calculations made on data published by Statistics Poland, please include the following disclaimer: "Own study based on figures from Statistics Poland".

Prepared by:  
**The Trade and Services Department**  
**Director Ewa Adach-Stankiewicz**  
Phone: (+48 22) 608 31 24

Issued by:  
**The Spokesperson for the President  
of Statistics Poland**  
**Karolina Banaszek**  
Phone: (+48) 695 255 011

**Press Office**

Phone: (+48 22) 608 38 04

**e-mail: [obslugaprasowa@stat.gov.pl](mailto:obslugaprasowa@stat.gov.pl)**

-  [www.stat.gov.pl/en/](http://www.stat.gov.pl/en/)
-  [@StatPoland](https://twitter.com/StatPoland)
-  [@GlownyUrzadStatystyczny](https://www.facebook.com/GlownyUrzadStatystyczny)
-  [gus\\_stat](https://www.instagram.com/gus_stat)
-  [glownyurządstatystycznygus](https://www.youtube.com/glownyurządstatystycznygus)
-  [glownyurządstatystyczny](https://www.linkedin.com/company/glownyurządstatystyczny)

**Related information**

[Statistical Bulletin](#)

[News Releases](#)

**Data available in databases**

[Analytical Platform - Knowledge Databases](#)

[Macroeconomic Data Bank](#)

[Prices indices \(Topics: Prices, Trade\)](#)

**Terms used in official statistics**

[Price index of construction and assembly production](#)